



Knowledgebase > Pages and Products > How can I set a Minimum purchase amount for my Shop? Customers have to Purchase more than \$20 for example

How can I set a Minimum purchase amount for my Shop? Customers have to Purchase more than \$20 for example

Merliza N. - 2021-12-08 - Pages and Products

You can setup minimum and maximum Total Order values in Global Settings

- Open shop in Shopfactory
- Click Settings menu and select Global Settings
- In the Section marked Set Purchase Price - Minimum and Maximum, specify the Minimum order amount you will accept. If you don't want to set a Maximum enter a large number such as 999999. Then Click the Ok button.

Global Settings

Global Settings

- New Website
 - Shopping Basket
 - Miscellaneous
 - Images
- Settings for this Website
 - Shopping Basket
 - Miscellaneous
 - Images

Order format

Select order format: HTML_V8

Set delimiter for order attachment: ~

Attach order as file: ☒

Set purchase price

Minimum: A\$ 20.00

Maximum: A\$ 999,999.00

Affiliate Reseller ID

Sign up as Affiliate Reseller

☐ Show payment gateway in new window

OK Cancel Help

If I set minimum as \$20 and Maximum as \$999999 and I try to order \$5.00 the following will occur at checkout

Shopping cart

Secure checkout

Send order

1

2

3

My cart

Products: A\$4.45

Product 2

p2

A\$4.45

A\$4.45 x

1


Calculate

A\$4.45

X


Select a payment method


Enter address and payment details on the next pages.


☐  American Express


☒ Pay on invoice

☐ Direct Deposit

☐  Maestro

☐  Mastercard

☐  PayPal

☐  Visa

Total : A\$4.45

☒ I accept the terms and conditions.

Need to order more than A\$20.00

Secure checkout

You will be asked for your personal details on the next page