



"Request a quote" function in ShopFactory

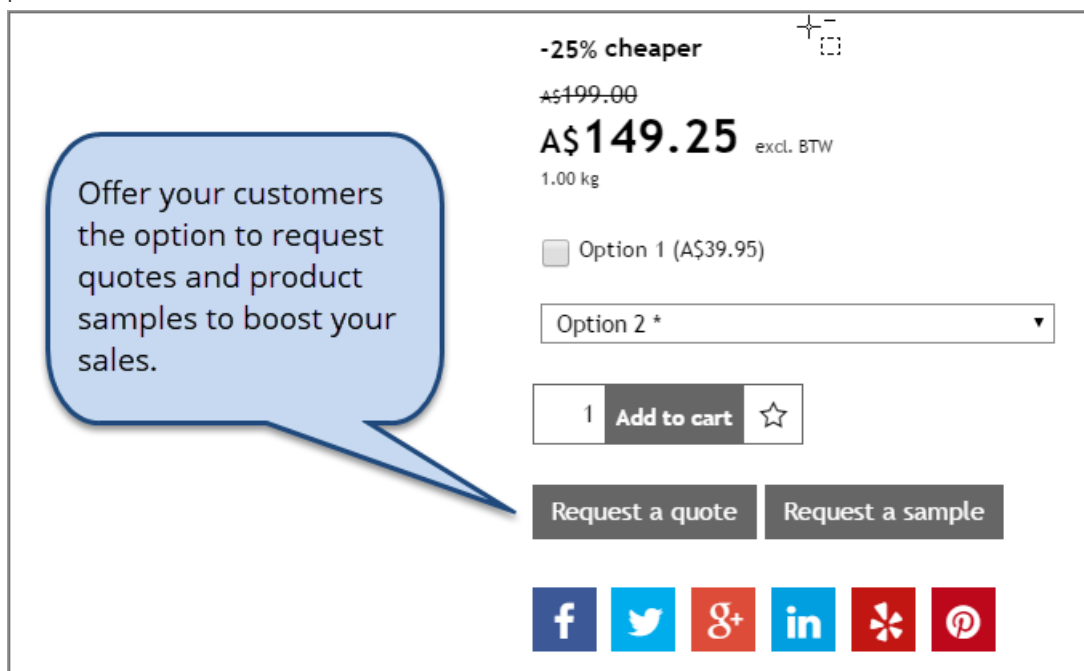
Merliza N. - 2021-09-13 - Apps & ShopFactory Cloud

Start your sales with a quote

The good news is that you can now enable "**Request a quote**" button in your products using the latest version of ShopFactory.

Have you ever wanted the option to allow customers to ask for quotes or sample products to get the conversation going? The new quoting app for ShopFactory allows you to add two new buttons to your product to make it easy for your customers to request quotes and sample products from you. You can add the buttons individually for each products, or use the templates function to apply the option to as many products as you like. If you want to outperform your competitors on Google, SEO Tools will help you do this.

You can combine your quote button with a displayed product price or without a product price, if you prefer.



Enabling "Request a Quote" feature in ShopFactory

1. Purchase the app

App services are only available in the latest ShopFactory version.

- Open your shop in ShopFactory
- At the left-tree menu, click on **ShopFactory Central** page

- At the right-most column, click on "**App Store**" button to connect to the SF Cloud backend interface

- Select "**Quotes**" (*Quoting for ShopFactory*)

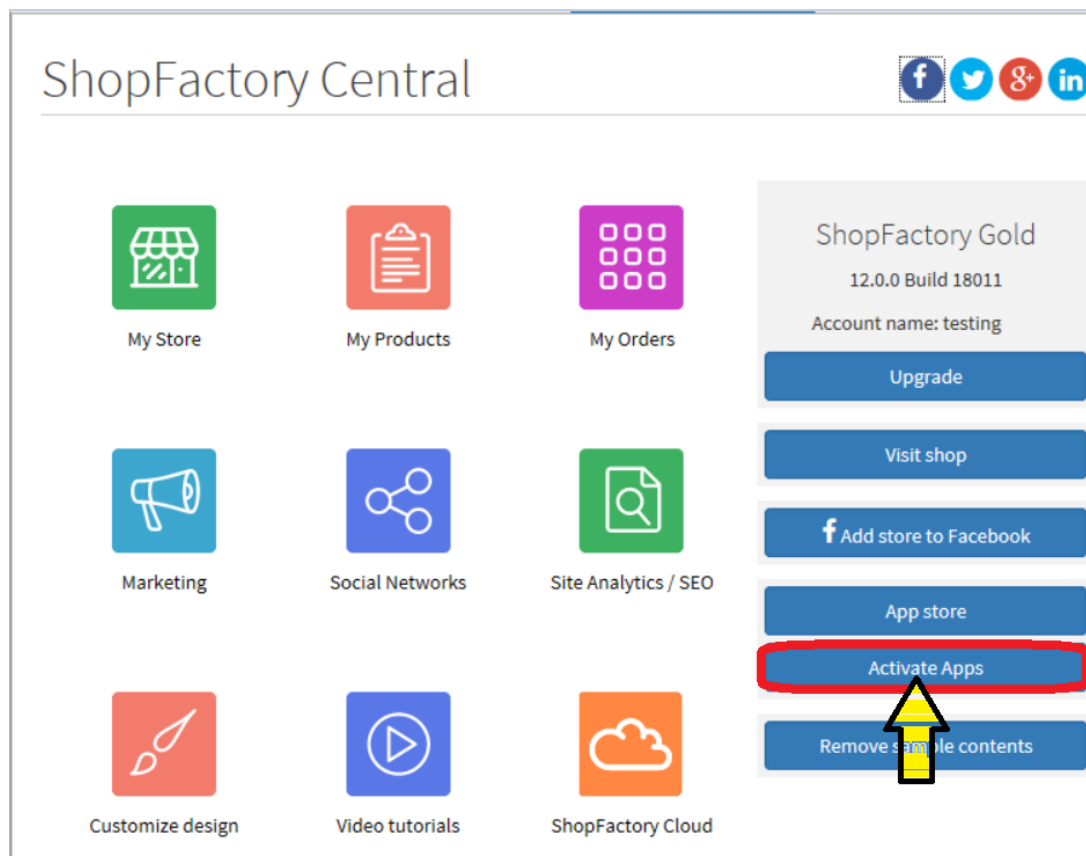
<https://app.santu.com/buynow/plan/addservice/id/quotes>

- Click on the "**Add App**" button

- This app will be activated in your ShopFactory account

(Note: If your current ShopFactory plan uses "Pay on Invoice" payment option, you will receive a separate invoice for this. We will then activate the app in your account as soon as payment is received.)

- Go back to the ShopFactory interface -> select *ShopFactory Central* page -> click on "**Activate Apps**" button



2. Enable the app in your shop

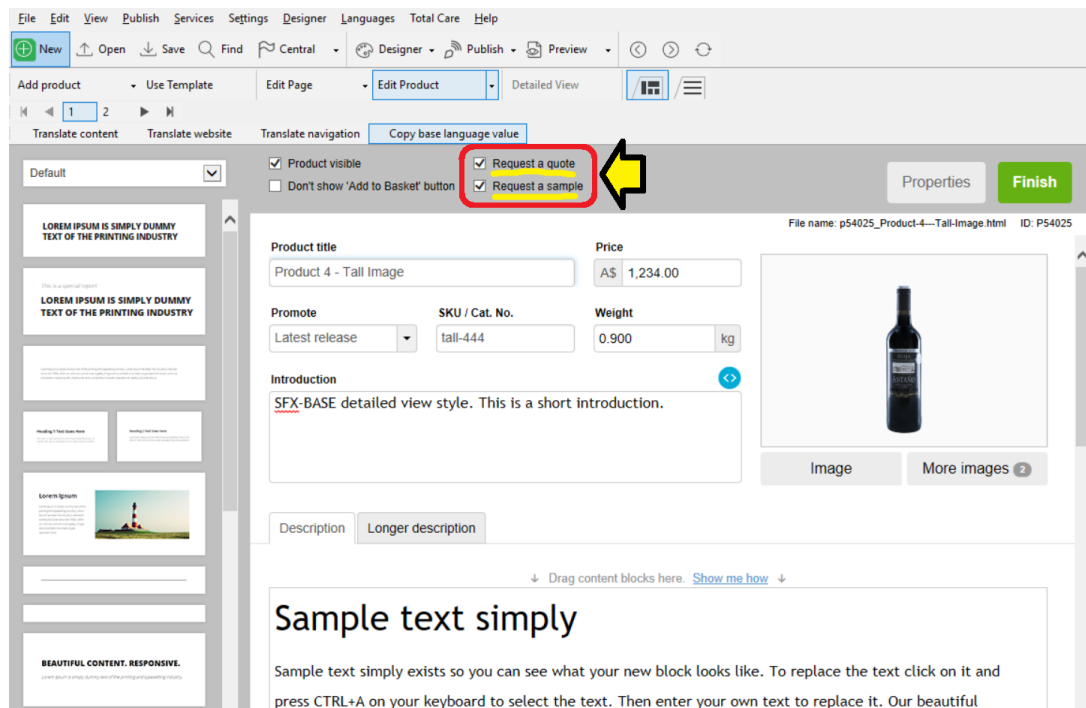
- Open your shop in ShopFactory

- At the left tree menu, select a department where you want to activate this button in a product

- At the ITEMS LIST (switch to LIST mode), select the product and click on "**Edit Product**"

- Tick "**Request a quote**" checkbox

(You can also tick "Request a sample" checkbox if this applies)



- Click "Finish" button
- Save and preview your shop in external browser
- Go back to Normal mode, Publish -> Publish your website on the Net -> tick "Publish all" for this session -> Publish
- Check your online shop and navigate to the product where you have activated this "Request a quote" button
- Proceed to the checkout page and you will see the the product can now be sent as a quote request. A customer will still have to enter their details such as Name, email, telephone, etc. before the quote request is sent to the merchant.