



Knowledgebase > Pages and Products > Show "Product Details" in secure Checkout page to comply with GDPR

## Show "Product Details" in secure Checkout page to comply with GDPR

Jobelle C. - 2021-11-16 - Pages and Products

To comply with the GDPR regulations, the product details must be displayed to your buyer during Checkout.

### 1: All products must have texts in the product introduction section

This can be achieved by adding the product details in the "**Product Introduction**" section for each product.

- Open your shop in ShopFactory
- At the left-tree menu, select the page/department where products are contained (you can choose to switch to LIST mode for a quick view of all products in that department)
- Select a product -> click "EDIT PRODUCT" from the toolbar
- In the "**Introduction**" textbox, enter a short description for this product

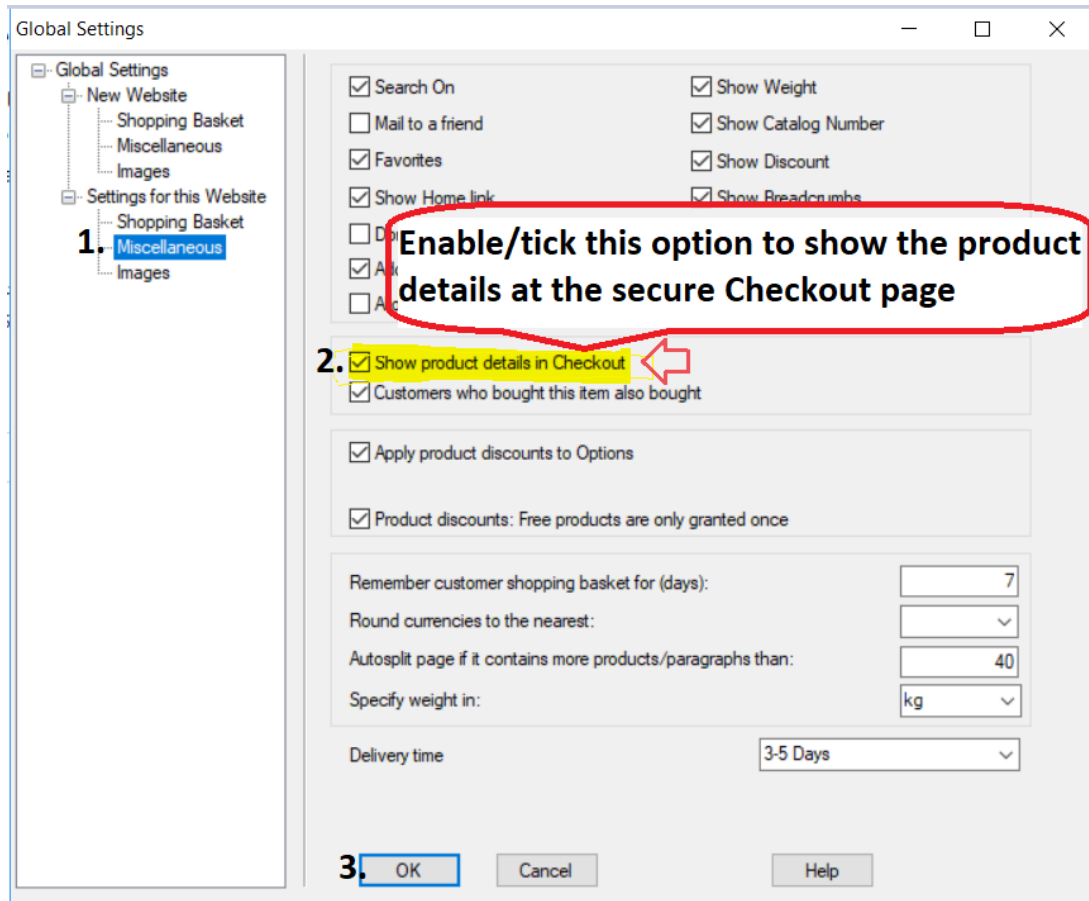
The screenshot displays the ShopFactory product editor. At the top, there are checkboxes for 'Product visible' (checked), 'Request a quote', 'Don't show 'Add to Basket' button', and 'Request a sample'. On the right, there are buttons for 'Properties', 'Finish', and a red arrow. The main form includes fields for 'Product title' (Product 111a), 'Price' (A\$ 14.95), 'Promote' (dropdown), 'SKU / Cat. No.' (pr-111a), and 'Weight' (1.000 kg). The 'Introduction' section is highlighted with a yellow box and contains the text 'This is a short product headline sample text.' and 'Add your product details here....' with a red arrow pointing to it. Below this is an 'Image' section with a product image and a 'More images' button. At the bottom, there is a 'Description' section with a 'Longer description' tab and a large text area containing 'SAMPLE TEXT' and the placeholder text 'Sample text simply exists so you can see what your new block looks like. To'.

\*\*\* Repeat above steps for all other products in your shop

### 2: Enable the "Show product details in checkout" option under Global Settings

- Click *Settings* menu -> select "*Global Settings*"
- At the left column, select "*Settings for this Website*" -> **Miscellaneous**

- Tick "Show Product details in checkout" checkbox as shown below:



- Click Ok.

- Save and publish your shop again.

When customers order from your shop, the "product introduction" texts will be displayed at the final checkout page.




*Here's an example:*

**Billing address** [Edit](#)

First Name:	Test	Last Name:	Order
Company Name:	Company XYZ	Country:	Australia
House number:	123	Street:	Testing St.
City/Town:	Test City	State:	Victoria
Zip:	3150	Phone:	0395900654
Email:	test@3d3.com		

**Delivery address** [Edit](#)  
Same as billing address

**Product details** [Edit](#)

	1 x <b>Test Product 3C</b> pr-3c This is a short introduction.	A\$130.00	excl. GST A\$118.18 incl. GST A\$130.00
	1 x <b>Test Product 2B</b> pr-2b This is a short introduction.	A\$75.00	excl. GST A\$68.18 incl. GST A\$75.00
	1 x <b>Test Product 4</b> test-pr4 Option 3 Sample Name Shows here:: Choice 1 for Option 3 with a longer choice name must show properly This is a short description.	A\$35.75	excl. GST A\$32.50 incl. GST A\$35.75

**GST 10% (incl.):** A\$22.57  
**Purchase total (incl. GST):** A\$240.75  
**Shipping (incl. GST):** A\$7.50  
**Total (incl. GST):** A\$248.25

[Buy now](#)

**You are buying from: Shop Name**  
ShopFactory AU ShopFactory AU 5 Hampshire Rd.