



Knowledgebase > Pages and Products > Show "Product Details" in secure Checkout page to comply with GDPR

Show "Product Details" in secure Checkout page to comply with GDPR

Jobelle C. - 2021-11-16 - Pages and Products

To comply with the GDPR regulations, the product details must be displayed to your buyer during Checkout.

1: All products must have texts in the product introduction section

This can be achieved by adding the product details in the "**Product Introduction**" section for each product.

- Open your shop in ShopFactory
- At the left-tree menu, select the page/department where products are contained (you can choose to switch to LIST mode for a quick view of all products in that department)
- Select a product -> click "EDIT PRODUCT" from the toolbar
- In the "**Introduction**" textbox, enter a short description for this product

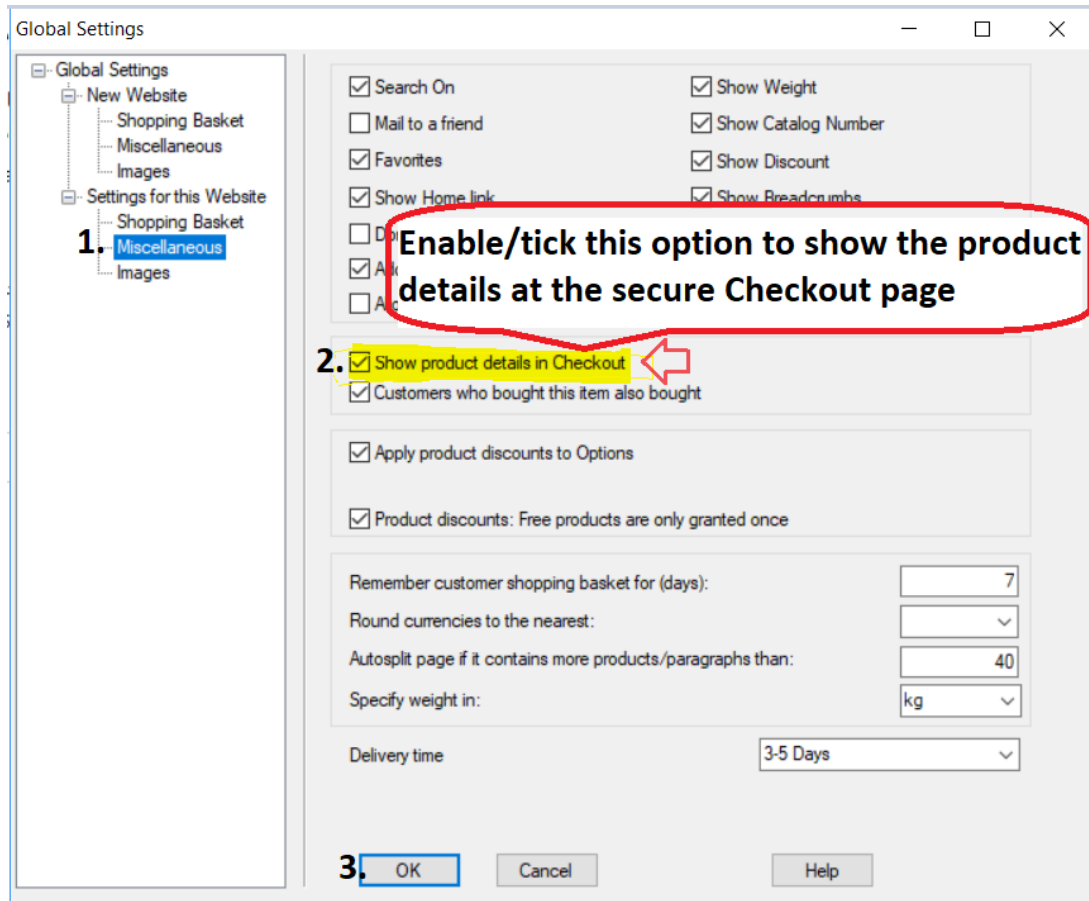
The screenshot shows the ShopFactory product editor interface. At the top, there are checkboxes for 'Product visible' (checked), 'Request a quote' (checked), 'Don't show 'Add to Basket' button' (unchecked), and 'Request a sample' (checked). There are also buttons for 'Properties', 'Finish', and a red arrow button. The main form includes fields for 'Product title' (Product 111a), 'Price' (A\$ 14.95), 'Promote' (dropdown), 'SKU / Cat. No.' (pr-111a), and 'Weight' (1.000 kg). The 'Introduction' section is highlighted with a yellow box and contains the text 'This is a short product headline sample text.' and 'Add your product details here....'. The 'Description' section is also visible, containing 'SAMPLE TEXT' and 'Sample text simply exists so you can see what your new block looks like. To'. There is also a 'More images' button and a 'Drag content blocks here. Show me how' instruction.

*** Repeat above steps for all other products in your shop

2: Enable the "Show product details in checkout" option under Global Settings

- Click *Settings* menu -> select "*Global Settings*"
- At the left column, select "*Settings for this Website*" -> **Miscellaneous**

- Tick "Show Product details in checkout" checkbox as shown below:



- Click Ok.

- Save and publish your shop again.

When customers order from your shop, the "product introduction" texts will be displayed at the final checkout page.

Here's an example:




Billing address [Edit](#)

First Name:	Test	Last Name:	Order
Company Name:	Company XYZ	Country:	Australia
House number:	123	Street:	Testing St.
City/Town:	Test City	State:	Victoria
Zip:	3150	Phone:	0395900654
Email:	test@3d3.com		

Delivery address [Edit](#)

Same as billing address

Product details [Edit](#)

	1 x Test Product 3C pr-3c This is a short introduction.	AS\$130.00	excl. GST A\$118.18 incl. GST A\$130.00
	1 x Test Product 2B pr-2b This is a short introduction.	AS\$75.00	excl. GST A\$68.18 incl. GST A\$75.00
	1 x Test Product 4 test-pr4 Option 3 Sample Name Shows here:: Choice 1 for Option 3 with a longer choice name must show properly This is a short description.	AS\$35.75	excl. GST A\$32.50 incl. GST A\$35.75

GST 10% (incl.): A\$22.57
Purchase total (incl. GST): A\$240.75
Shipping (incl. GST): A\$7.50
Total (incl. GST): A\$248.25

[Buy now](#)

You are buying from: Shop Name

ShopFactory AU ShopFactory AU 5 Hampshire Rd.