



[Base de conocimiento](#) > [Descuentos](#) > [Set up a "Free Shipping" discount code with Marketing Voucher](#)

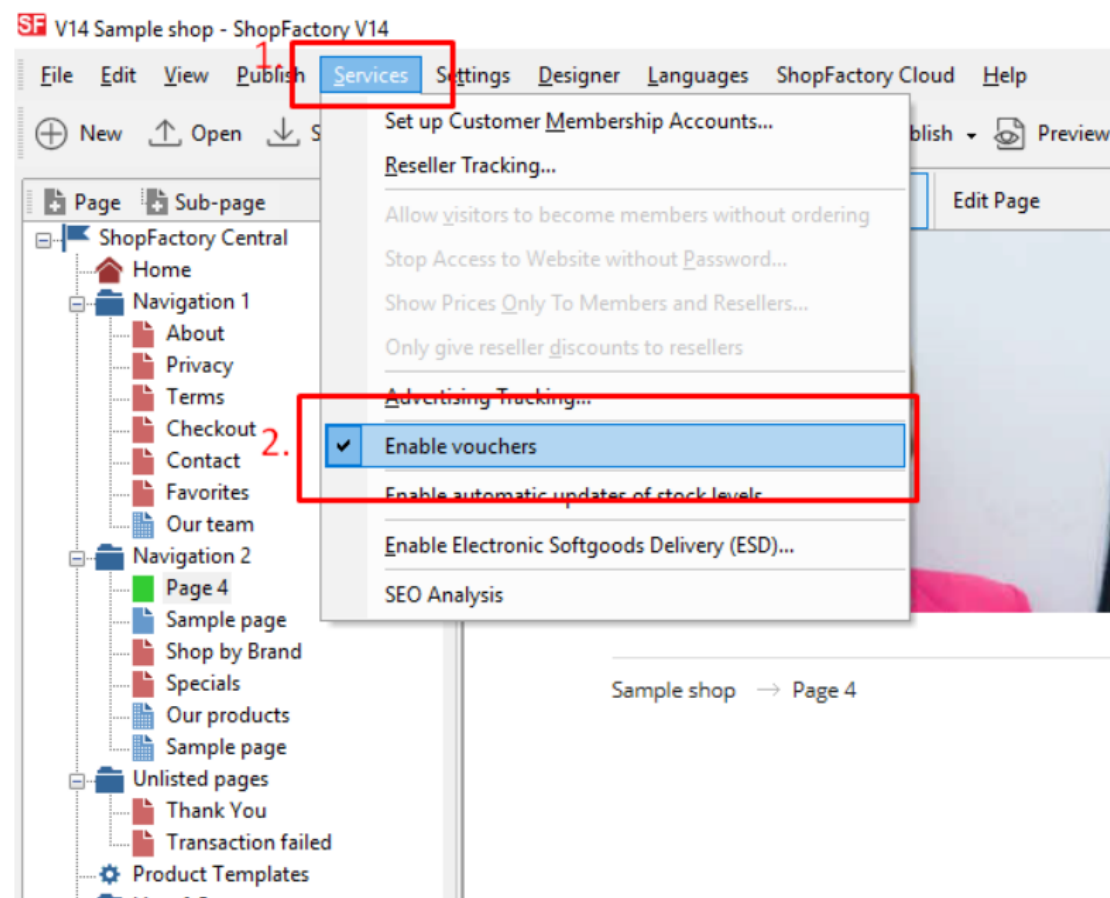
## Set up a "Free Shipping" discount code with Marketing Voucher

ShopFactory Support - 2021-09-13 - [Descuentos](#)

You can now setup a voucher code that will give your customer the ability to get a free shipping option, You must have a ShopFactory Cloud account (paid subscription) to be able to use this feature.

### **In ShopFactory:**

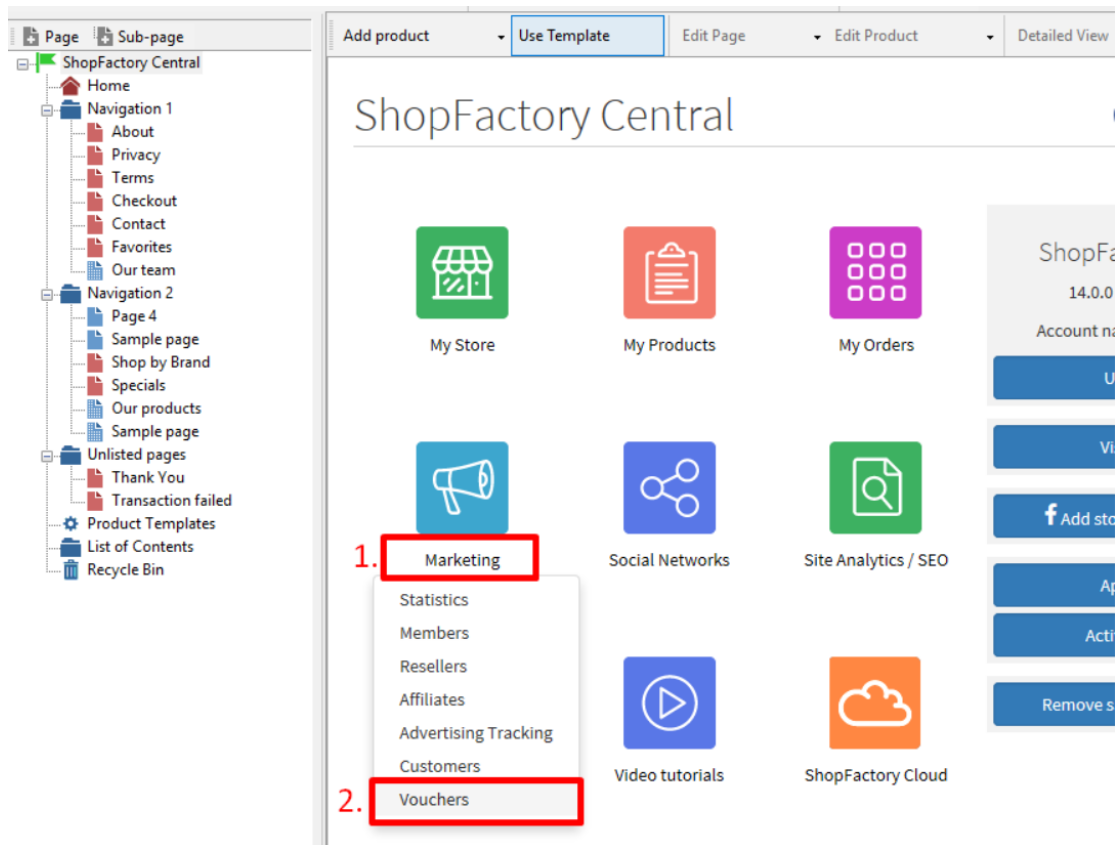
- Enable voucher feature under **Services** menu



- Save and publish your shop

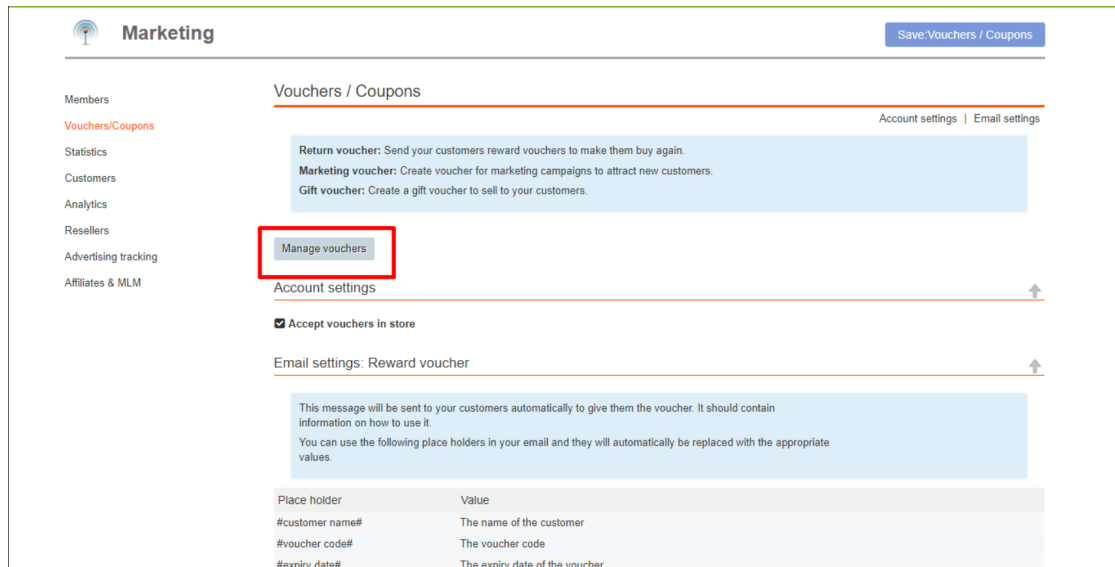
### **SF Cloud Settings:**

- In your shop, click on **SF Cloud** in **SF Central page**
- Click **Marketing** -> **Vouchers**



- You will be redirected to SF Cloud interface, <https://app.santu.com/buynow/marketing/vouchers?offset=28800>

- Click **Manage Vouchers**, <https://app.santu.com/buynow/voucher/list>



- Click the "Add" button and then select **Marketing Voucher**, <https://app.santu.com/buynow/voucher/add/type/marketing>

- Under **Discount type**, select -> **Free shipping**



## Marketing voucher

[Publish](#)[Save](#)[Overview](#)

### Overview

Select how the discount should be calculated.

Discount type :

Reduce Price by the following percentage

Reduce Price by the following amount

Free shipping

Additional settings

- Click **Publish** to create/update this marketing voucher
- Place a test order in your shop and test the promo code to see if you get free shipping