



EN-GDPR compliance: Show "Product Details" in secure Checkout page

Jobelle C. - 2021-11-16 - Páginas y productos

To comply with the GDPR regulations, the product details must be displayed to your buyer during Checkout.

1: All products must have texts in the product introduction section

This can be achieved by adding the product details in the **"Product Introduction"** section for each product.

- Open your shop in ShopFactory
- At the left-tree menu, select the page/department where products are contained (you can choose to switch to LIST mode for a quick view of all products in that department)
- Select a product -> click "EDIT PRODUCT" from the toolbar
- In the **"Introduction"** textbox, enter a short description for this product

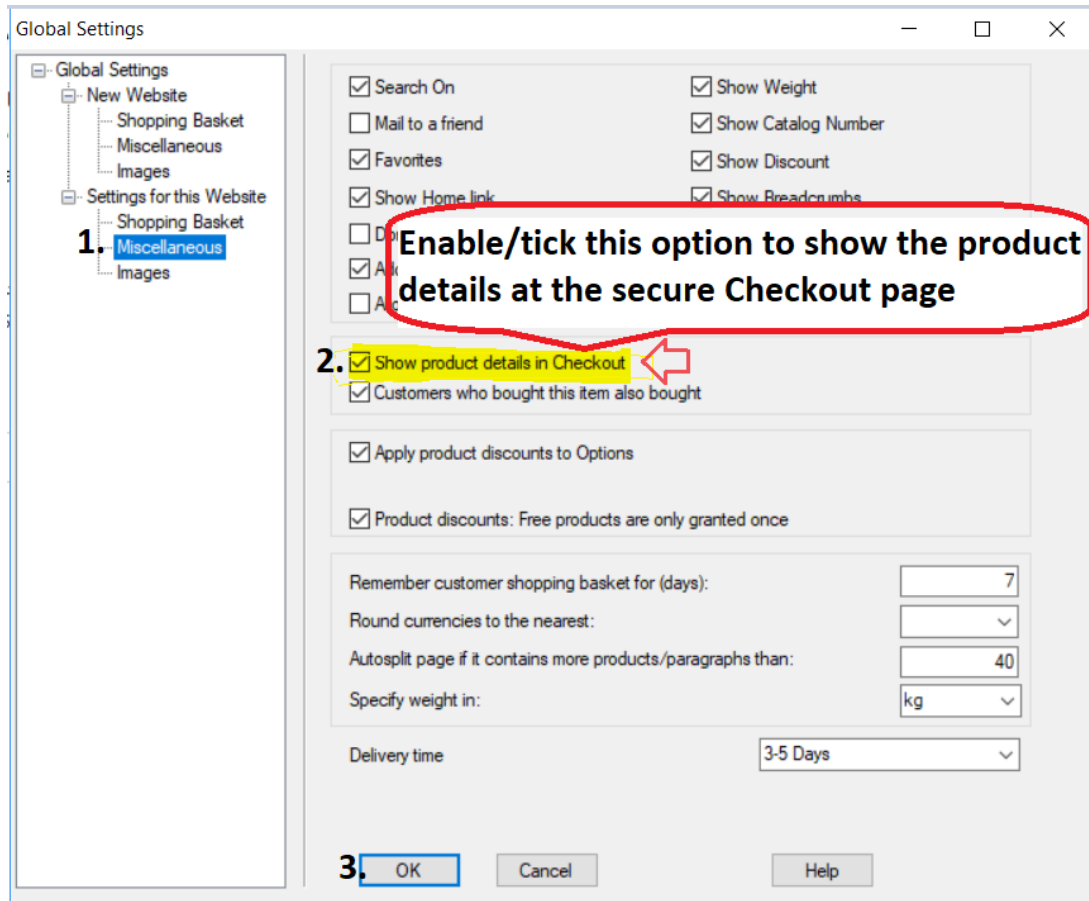
The screenshot shows the ShopFactory product editor interface. At the top, there are checkboxes for 'Product visible' (checked), 'Request a quote' (checked), 'Don't show 'Add to Basket' button' (unchecked), and 'Request a sample' (checked). There are also buttons for 'Properties', 'Finish', and a red arrow. The main form has fields for 'Product title' (Product 111a), 'Price' (AS\$ 14.95), 'Promote' (dropdown), 'SKU / Cat. No.' (pr-111a), and 'Weight' (1.000 kg). Below these is the 'Introduction' section, which is highlighted with a yellow box and contains the text 'This is a short product headline sample text.' and 'Add your product details here....'. To the right of the introduction is an image of a glass of lemonade and a blue dumbbell. Below the image are buttons for 'Image' and 'More images'. At the bottom, there is a 'Description' section with a 'Longer description' tab and a large text area containing 'SAMPLE TEXT' and 'Sample text simply exists so you can see what your new block looks like. To'.

*** Repeat above steps for all other products in your shop

2: Enable the "Show product details in checkout" option under Global Settings

- Click *Settings* menu -> select "Global Settings"
- At the left column, select "Settings for this Website" -> **Miscellaneous**

- Tick "Show Product details in checkout" checkbox as shown below:



- Click Ok.

- Save and publish your shop again.

When customers order from your shop, the "product introduction" texts will be displayed at the final checkout page.

Here's an example:




Billing address [Edit](#)

First Name:	Test	Last Name:	Order
Company Name:	Company XYZ	Country:	Australia
House number:	123	Street:	Testing St.
City/Town:	Test City	State:	Victoria
Zip:	3150	Phone:	0395900654
Email:	test@3d3.com		

Delivery address [Edit](#)

Same as billing address

Product details [Edit](#)

	1 x Test Product 3C pr-3c	A\$130.00	excl. GST A\$118.18 incl. GST A\$130.00
	1 x Test Product 2B pr-2b	A\$75.00	excl. GST A\$68.18 incl. GST A\$75.00
	1 x Test Product 4 test-pr4	A\$35.75	excl. GST A\$32.50 incl. GST A\$35.75

Option 3 Sample Name Shows here: Choice 1 for Option 3 with a longer choice name must show properly
This is a short description.

GST 10% (incl.): A\$22.57
Purchase total (incl. GST): A\$240.75
Shipping (incl. GST): A\$7.50
Total (incl. GST): A\$248.25

[Buy now](#)

You are buying from: Shop Name

ShopFactory AU ShopFactory AU 5 Hampshire Rd.