



Base de conocimiento > Facturación y ventas > Update payment details for my ShopFactory Account | Manage Subscription

---

## Update payment details for my ShopFactory Account | Manage Subscription

Merliza N. - 2021-12-07 - Facturación y ventas

This article will show you how to update your payment details in **Account** > Account > **Manage Subscription**.

Your payment details show your nominated payment method for your ShopFactory account, which can be a credit card or a bank account. This payment method is used in the recurring payments for your yearly or monthly invoices, depending on the payment frequency you have opted in.

Or if you want to receive a "Payment Reminder" notification email that your ShopFactory account is due for renewal, you can choose to "Pay on Invoice".

1. Open your shop in ShopFactory
2. At the left tree menu, click "ShopFactory Central" page

# ShopFactory Central

---



My Store



My Products



My Orders



Marketing



Social Networks



Site Analytics / SEO



Customize design



Video tutorials



ShopFactory Cloud

3. Click on 'ShopFactory Cloud' button. You will be redirected to the SF Cloud interface.

4. Click Account menu -> Account -> Manage Subscription

<https://app.santu.com/buynow/setup/payment>

**Account** Save: Manage subscription

**3. Save the changes**

---

**Manage subscription**

Your plan: GOLD Upgrade

Paid until 15/02/2020

Manage Apps


---

**Payment preference**

Changes will take effect on 15/02/2020

1. Yearly (save 20%) \$A 63.20 a month. Save \$A 189.60 per year by paying once a year (\$A 758.40)


Monthly \$A 79.00 a month

 You can change your payment frequency to monthly or yearly subscription.

---

**Payment methods**

2. Select your payment option and update your payment details here.

Pay On Invoice   Bancontact  Bank Transfer  iDeal

SEPA Direct Debit  Bank transfer (Sofort)  PayPal Express  AMEX

Diners Club  Mastercard  Visa

---

**Close account**

Click the button below to close your account. Changes will take effect on 15/02/2020


You can hide your store immediately in My Store

Close account

5. Click on the **Save: Manage subscription** button (on top right) to save the changes.

Home Orders My Products My Store Marketing Account Help View store

---

 Save: Manage subscription

---

**Manage subscription**

Your plan: GOLD Upgrade

Paid until 26/10/2021

Manage Apps

---

**Payment preference**

Changes will take effect on 26/10/2021

Yearly (save 20%) \$ 63.20 per month. Save \$ 189.60 per year by paying yearly (\$ 758.40)

*Note:* On the bottom page, you can also choose to Close your ShopFactory account subscription. Simply click the "Close account" button and confirm you no longer need the SF Cloud services. Your ShopFactory Cloud subscription will continue to run until the expiry date.

- If you purchased a ShopFactory Lifetime License version, only your "SF Cloud services" will be closed down. You continue to have access to the ShopFactory software without subscribing to the SF Cloud services.

*If you experience any issue with updating your details, please give us a call on +61 3 95900654. If you choose to email orders@3d3.com, please do NOT include your bank account or credit card details. Sending this kind of personal information via email may be unsafe. A member of our Billing Team can arrange to call you to confirm your details over the phone.*