



[Knowledge base](#) > [Payment Settings](#) > [How to define Order of Payment methods Display at Checkout?](#)

How to define Order of Payment methods Display at Checkout?

Merliza N. - 2021-07-26 - [Payment Settings](#)

Your ShopFactory Cloud account allows you to setup multiple payment methods that includes a combination of Manual + Realtime Provider payment options .

(For ShopFactory lifetime license only: *If you are using a free SF account, then you can only enable one realtime payment and several manual payment options.*

Refer to the steps provided below to setup payments in your shop and sort the display of payment options at checkout:









1. Open your shop in ShopFactory
2. Click on **Central** dropdown -> **Payment Methods Accepted**
3. Choose your Country in the drop down box as well as your currency (this must be the same as the primary currency in your shop) .
4. Enable the realtime payment provider(s) you want from the Select Payment Services dialog i.e. PayPal, Stripe for ShopFactory
5. Click Next
6. Enter payment settings for all the methods you want to accept and click the Next button
7. The next window will show all the payment options you want to accept and the currencies for each payment type.

Sort the payment methods display by clicking the up/down button.

Payment set up complete

Payment set up complete: You have now set up your payment methods. The following list shows the payment methods that will be displayed to your customers.

Click on the up/down arrow to sort the payment methods display:

Payment method	Services	Currency
 PayPal	PayPal	AUD USD
 Visa	Manual payment	AUD GBP EUR PHP SGD USD
 Mastercard	Direct One	AUD
 American Express	Direct One	AUD
 PayPal Express	PayPal Express	AUD
 Eurocard	First Data Global Gateway e4	CAD USD
 Novus	First Data Global Gateway e4	CAD USD
PagOnline by UniCredit	PagOnline by UniCredit	EUR
Pick up and pay	Manual payment	AUD GBP EUR PHP SGD USD
Postal Transfer	Manual payment	AUD GBP EUR PHP SGD USD
Bank transfer	Manual payment	AUD GBP EUR PHP SGD USD
Direct debit	Wire transfer	AUD GBP EUR PHP SGD USD
Send a cheque	Manual payment	AUD GBP EUR PHP SGD USD
Pay by Money Order	Manual payment	AUD GBP EUR PHP SGD USD
Cash on delivery	Manual payment	AUD GBP EUR PHP SGD USD
Call shop with your payment details	Manual payment	AUD GBP EUR PHP SGD USD
 Maestro	Manual payment	AUD GBP EUR PHP SGD USD
SEPA Direct Debit	Manual payment	AUD GBP EUR PHP SGD USD

Sort payment methods by clicking the up/down arrow for each payment option -

Back **Finish**

8. Click Finish to accept these settings

9. Save and publish your shop.

These payment methods will now appear at the checkout page of your shopping cart.