



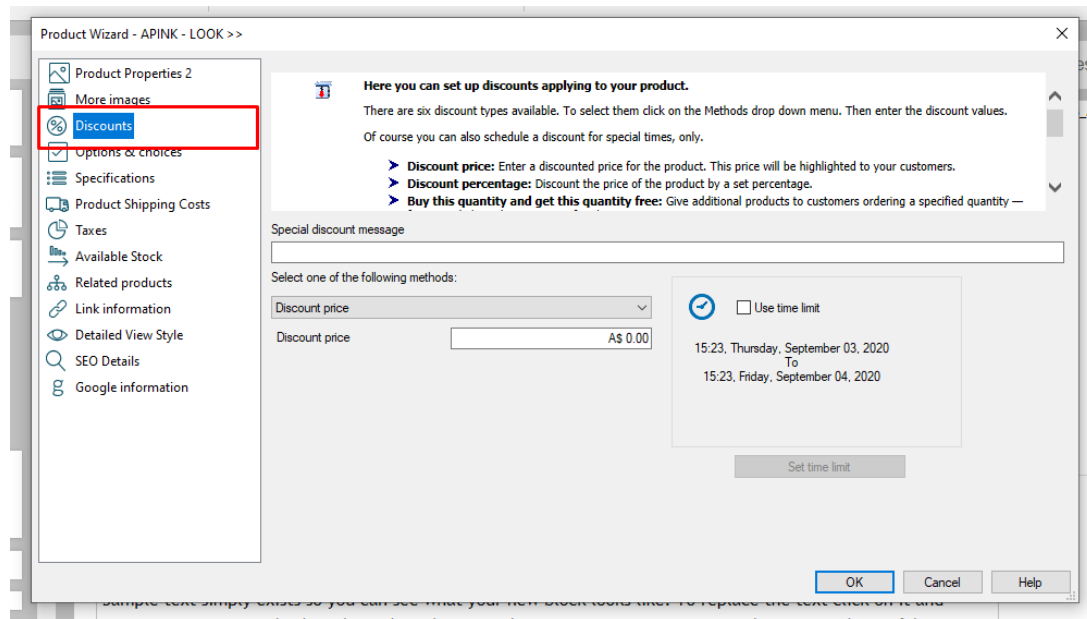
Knowledge base > Discount Functions > Product Discount options: price, percentage, quantity discount, free products

Product Discount options: price, percentage, quantity discount, free products

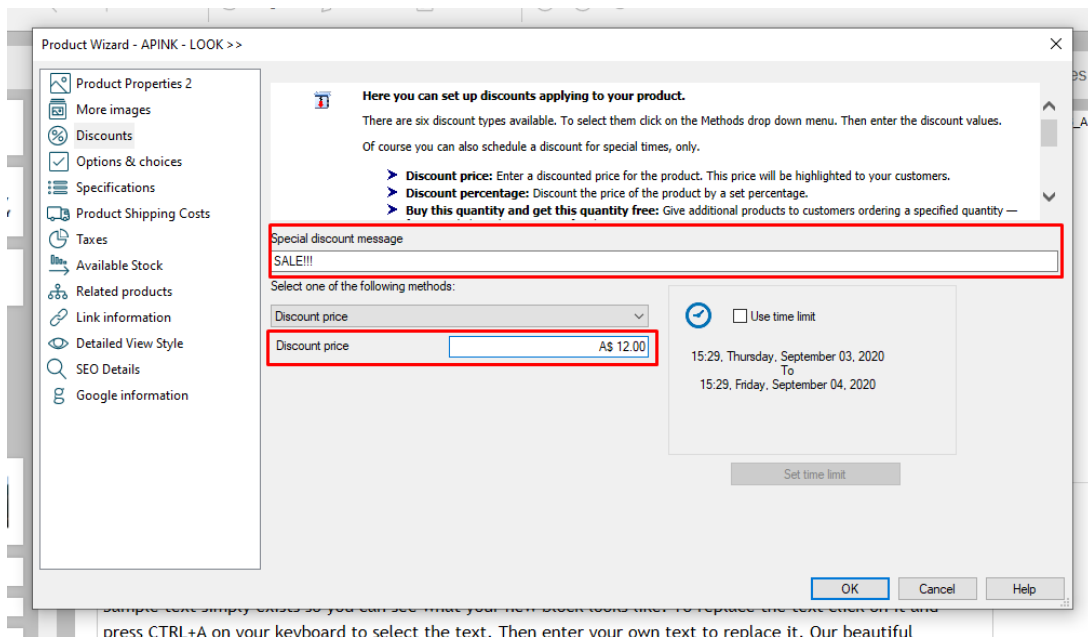
Elenor A. - 2021-12-08 - Discount Functions

1. Discount price

- Open shop in ShopFactory
- Locate the page where the product is contained
- Double click the product and click "Properties"
- At the left tree menu, click on DISCOUNTS



- You can add a "Special Discount Message" that will appear in the product section
- Click on the dropdown button to select one of the "**Product discount methods**" -> choose **Discount price**
- Enter your **Discount price amount**



- Click -> OK

- Click -> Finish

- Save and preview your shop

An example of how it looks like in the shop when you have discount price:



~~A\$ 15.00~~ **A\$ 12.00** inc GST

A\$10.91 ex GST

APINK - LOOK >>

[More details](#)

805-085

Delivery time:5-7 Days

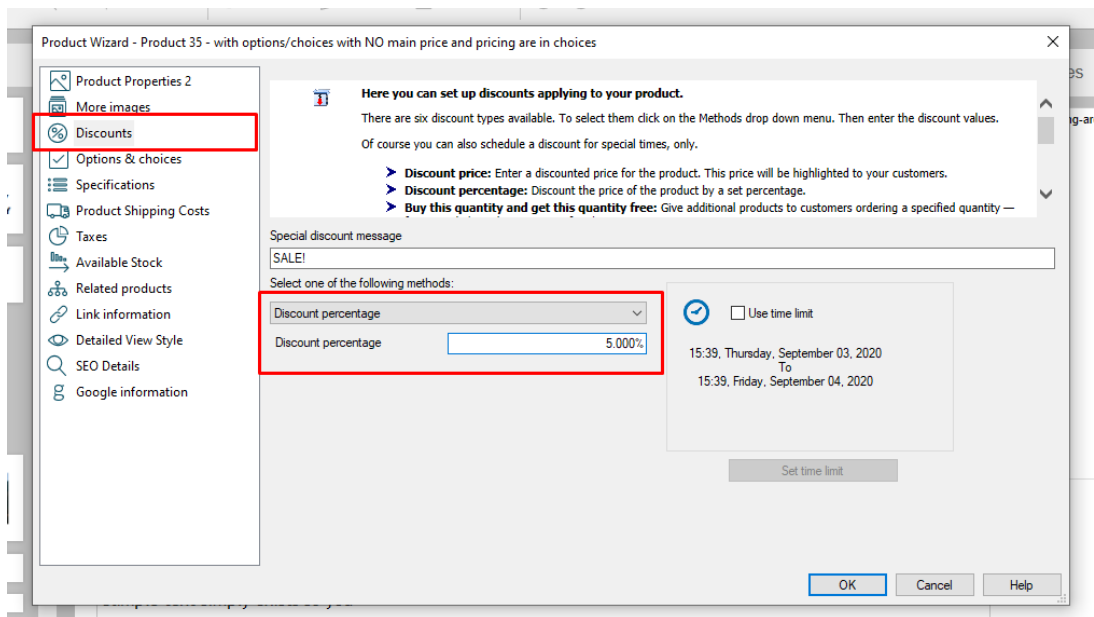
Availability

1

Add to cart

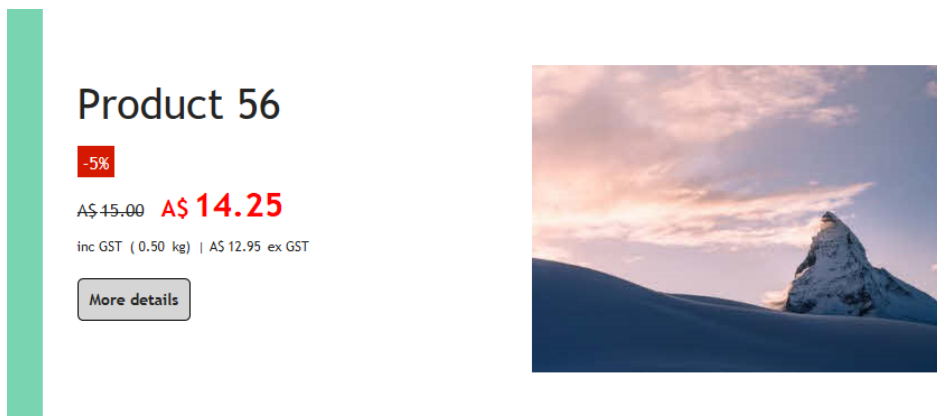
2. Discount percentage

- Locate the page where the product is contained
- Double click the product and click "Properties"
- At the left tree menu, click on DISCOUNTS
- You can add a "Special Discount Message" that will appear in the product section
- Click on the dropdown button to select one of the "**Product discount methods**" -> choose **Discount percentage**
- Enter your **Discount percentage value**



- Click -> OK
- Click -> Finish
- Save and preview your shop

An example of how it looks like in the shop when you have discount percentage:



3. Buy this quantity and get this quantity free

- Locate the page where the product is contained
- Double click the product and click "Properties"
- At the left tree menu, click on DISCOUNTS
- You can add a "Special Discount Message" that will appear in the product section
- Click on the dropdown button to select one of the "**Product discount methods**" -> choose **Buy this quantity and get this quantity free**
- Enter the quantity value

Product Wizard - Product 57

Product Properties 2

- More images
- Discounts
- Options & choices
- Specifications
- Product Shipping Costs
- Taxes
- Available Stock
- Related products
- Link information
- Detailed View Style
- SEO Details
- Google information

Here you can set up discounts applying to your product.
There are six discount types available. To select them click on the Methods drop down menu. Then enter the discount values.
Of course you can also schedule a discount for special times, only.

- > **Discount price:** Enter a discounted price for the product. This price will be highlighted to your customers.
- > **Discount percentage:** Discount the price of the product by a set percentage.
- > **Buy this quantity and get this quantity free:** Give additional products to customers ordering a specified quantity —

Special discount message
SALE!!!

Select one of the following methods:

Buy this quantity and get this quantity free

Buy this quantity

get this quantity free

☒ Use time limit

16:32, Thursday, September 03, 2020
To
16:32, Friday, September 04, 2020

Set time limit

OK Cancel Help

- Click -> OK
- Click -> Finish
- Save and preview your shop

An example of how it looks like in the shop when you have Buy this quantity and get this quantity free:

Product 57
p57

SALE!!!


A\$ 15.00 inc GST
A\$13.64 ex GST
0.50 kg

Delivery time: 5-7 Days

Availability ☐ ☐ ☐

Add to cart

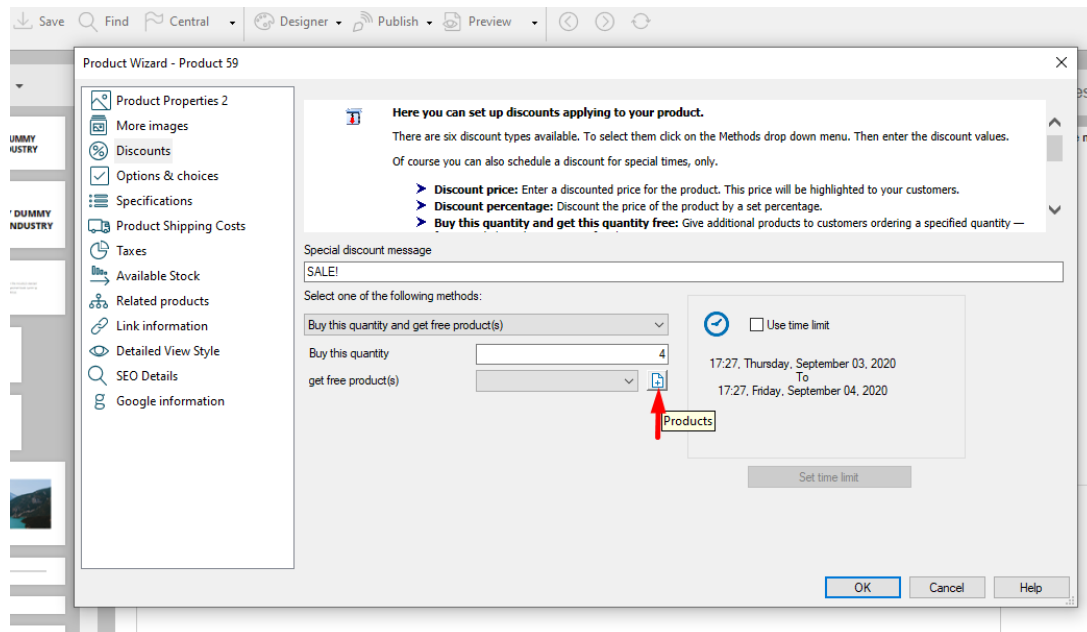
Buy 3 more and get 1 free. **OK**



4. Buy this quantity and get free product(s)

- Locate the page where the product is contained
- Double click the product and click "Properties"
- At the left tree menu, click on DISCOUNTS
- You can add a "Special Discount Message" that will appear in the product section
- Click on the dropdown button to select one of the "**Product discount methods**" -> choose **Buy this quantity and get free product(s)**

- Enter the quantity and click (+) button to add the free product(s)

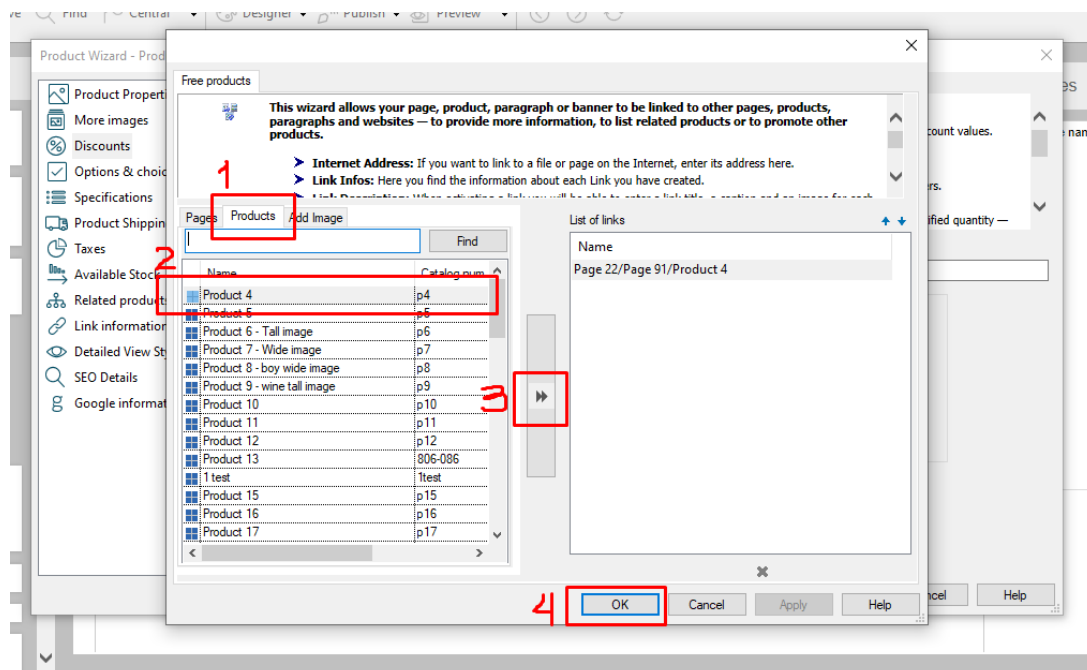


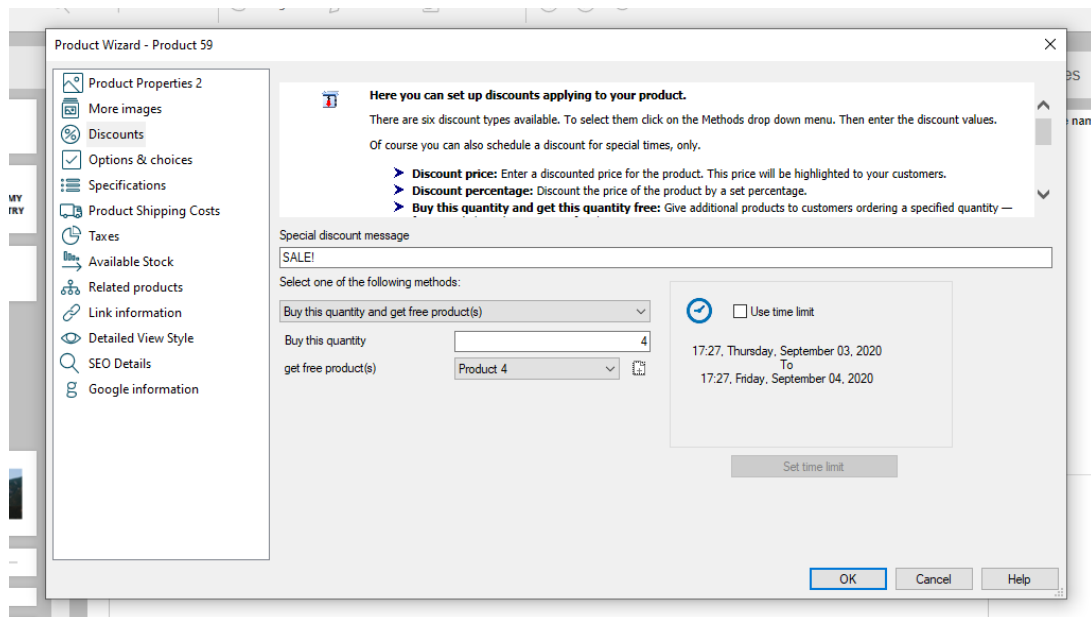
- Free products window will open, click -> Product tab and then choose the product you want to give out for free

- Click -> ">>" button

- The free product will now be added

- Click -> OK



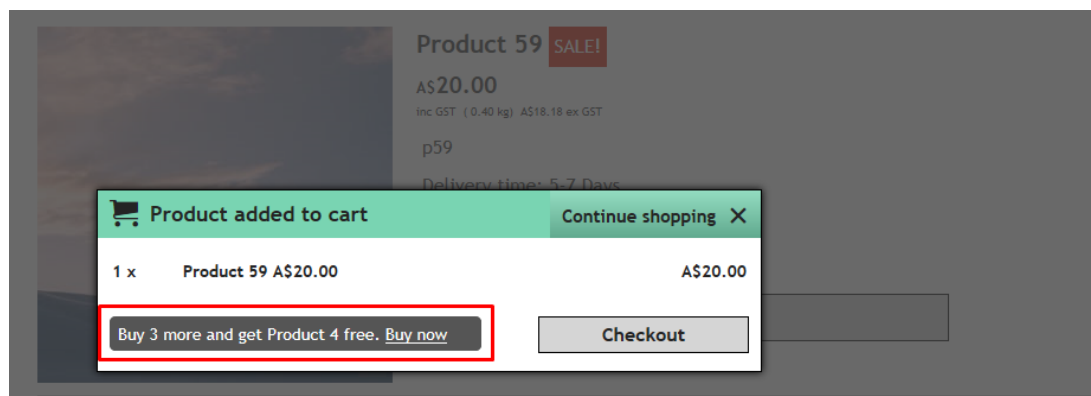


- Click -> OK

- Click -> Finish

- Save and preview your shop

An example of how it looks like in the shop when you have Buy this quantity and get free product(s):



5. Quantity Discount - By Percentage

- Locate the page where the product is contained

- Double click the product and click "Properties"

- At the left tree menu, click on DISCOUNTS

- You can add a "Special Discount Message" that will appear in the product section

- Click on the dropdown button to select one of the "**Product discount methods**" -> choose

Quantity Discount - By Percentage

- Click the + button and define the first range for example, 0 - 10 range @ 4% discount or you can set the first 10 products as full price so set it as 0% discount

- Click the + button again and the 2nd Range: from 10 – 30 @ 5 %
- And so on – see screenshot below:

Product Wizard - Product 1

Here you can set up discounts applying to your product.

There are six discount types available. To select them click on the Methods drop down menu. Then enter the discount values.

Of course you can also schedule a discount for special times, only.

- **Discount price:** Enter a discounted price for the product. This price will be highlighted to your customers.
- **Discount percentage:** Discount the price of the product by a set percentage.

Special discount message

Select one of the following methods:

Quantity discount - By percentage

From	To	Discount %
0.000	10.000	4.000%
10.000	20.000	5.000%
20.000	30.000	6.000%
30.000	40.000	7.000%
40.000	50.000	8.000%

☒ Use time limit

12:11, Tuesday, January 30, 2018
To
12:11, Wednesday, January 31, 2018

Set time limit

OK Cancel Help

- Click OK
- Save and preview your shop
- Place a test order for that product and purchase the quantity ranges you set to see the product price changes as you add more product quantity in the basket.
- Save and publish your shop

An example of how it looks like in the shop when you have quantity discounts available:



New Product 55

A\$ 12.75 inc GST | [ex Shipping](#) (1.25 kg)

[More details](#)

Delivery time: 3-5 Days

1

Add to cart



Bulk discount available...

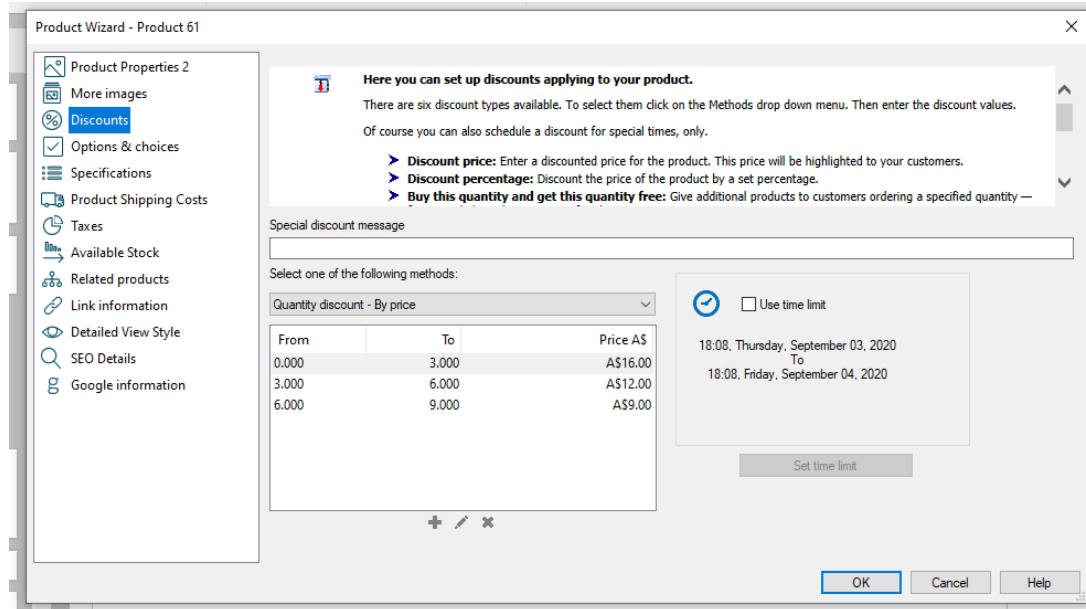
- | | |
|----------------------------|----|
| Buy 10 for A\$12.11 each . | OK |
| Buy 20 for A\$11.86 each . | OK |
| Buy 30 for A\$11.48 each . | OK |
| Buy 40 for A\$10.84 each . | OK |

6. Quantity Discount - By Price

- Locate the page where the product is contained
- Double click the product and click "Properties"
- At the left tree menu, click on DISCOUNTS
- You can add a "Special Discount Message" that will appear in the product section
- Click on the dropdown button to select one of the "**Product discount methods**" -> choose

Quantity Discount - By Price

- Click the + button and define the first range for example, 0 – 3 range @ A\$ 16
- Click the + button again and the 2nd Range: from 3 – 6 @ A\$ 12
- And so on – see screenshot below:



- Click OK
- Save and preview your shop
- Place a test order for that product and purchase the quantity ranges you set to see the product price changes as you add more product quantity in the basket.
- Save and publish your shop

An example of how it looks like in the shop when you have quantity discounts available:

