



[Knowledge base](#) > [Discount Functions](#) > [Set up a Marketing Voucher code that applies to specific products](#)

## Set up a Marketing Voucher code that applies to specific products

Elenor A. - 2021-09-13 - [Discount Functions](#)

You can now setup a voucher code that is limited to specific products or certain brand or department using Marketing Voucher function. You must have a ShopFactory Cloud account (paid subscription) to be able to use this feature.

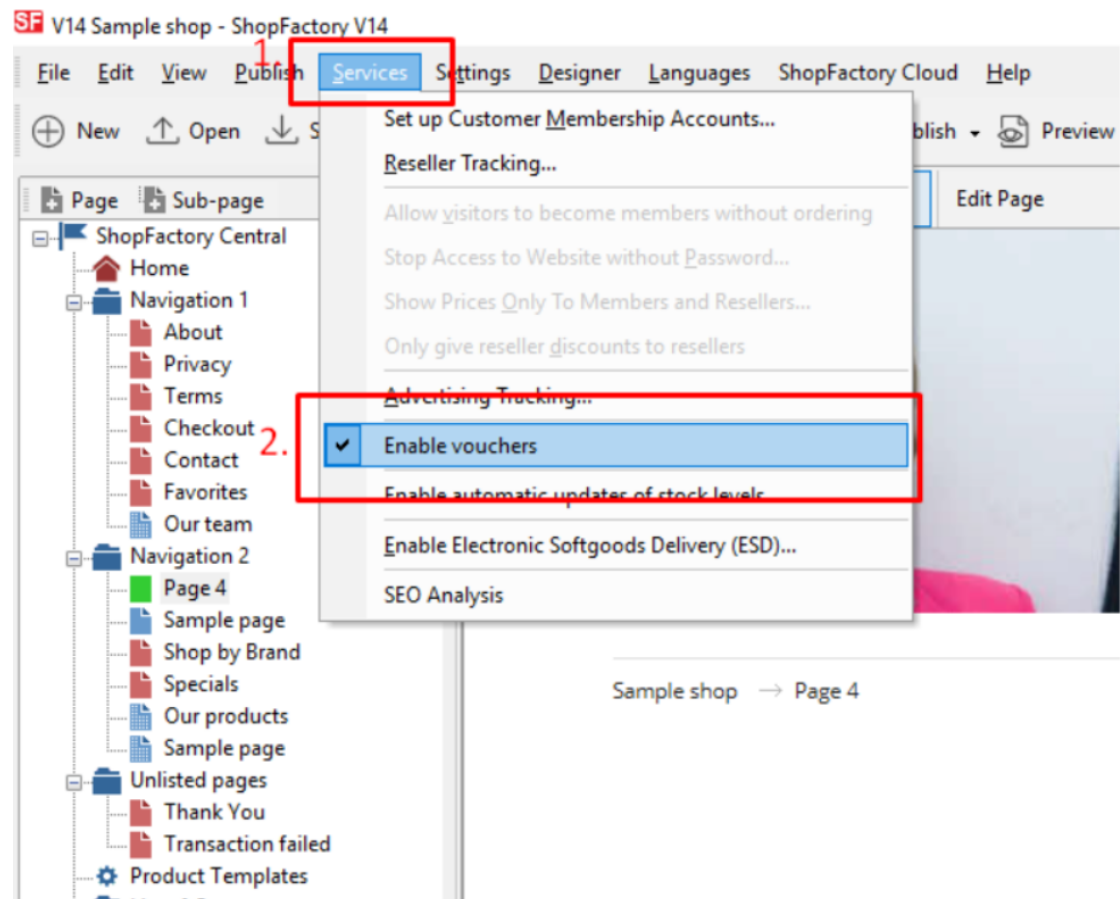
### In ShopFactory:

Products that you want to promote must have "*Discount code (customers)*" in Properties dialog.

- Open your shop in ShopFactory
- Double-click on the **Product** to open the *EditView mode*
- Click on **Properties** and locate the **Discount code (customers)** field
- Enter your 'Discount code'

The screenshot shows the 'Product Wizard - Product 32' dialog box in ShopFactory. The 'Discount code (customers)' field is highlighted with a red rectangle and contains the text '10off'. The dialog box has a sidebar with various product settings and a 'Finish' button at the top right.

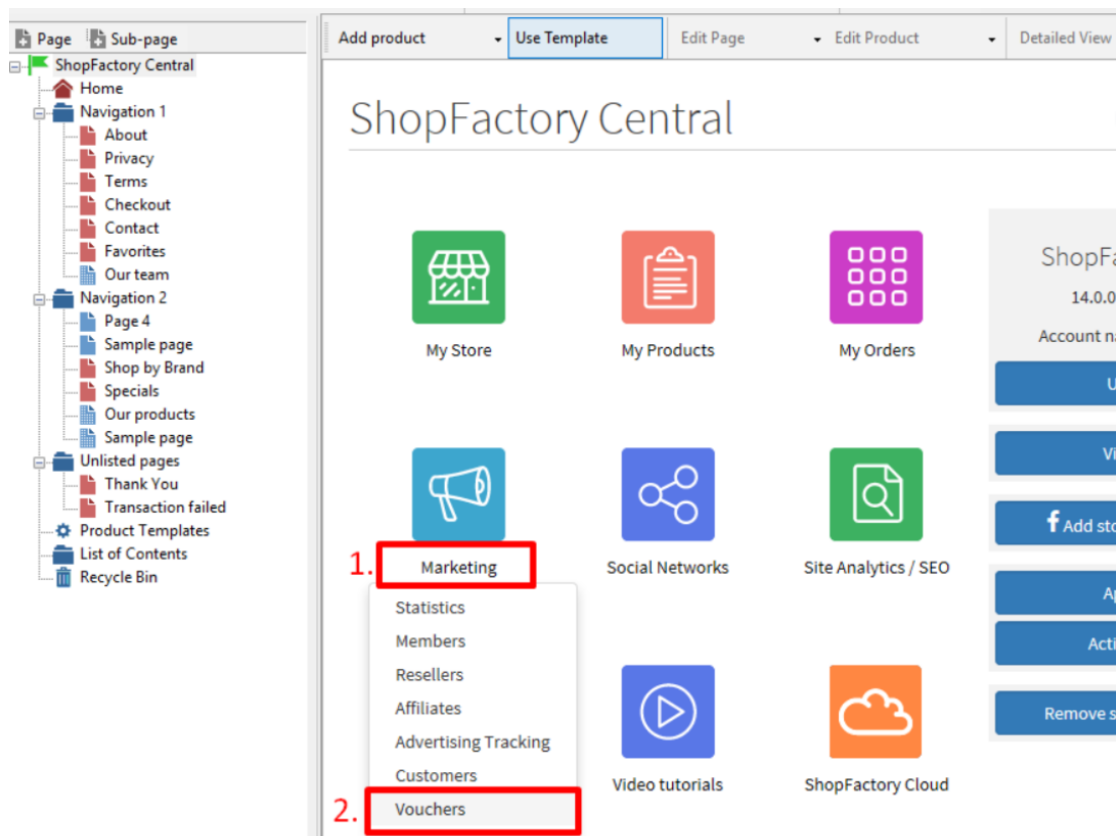
- Click OK -> **Finish**
- Enable voucher feature under **Services** menu



- Save and publish your shop

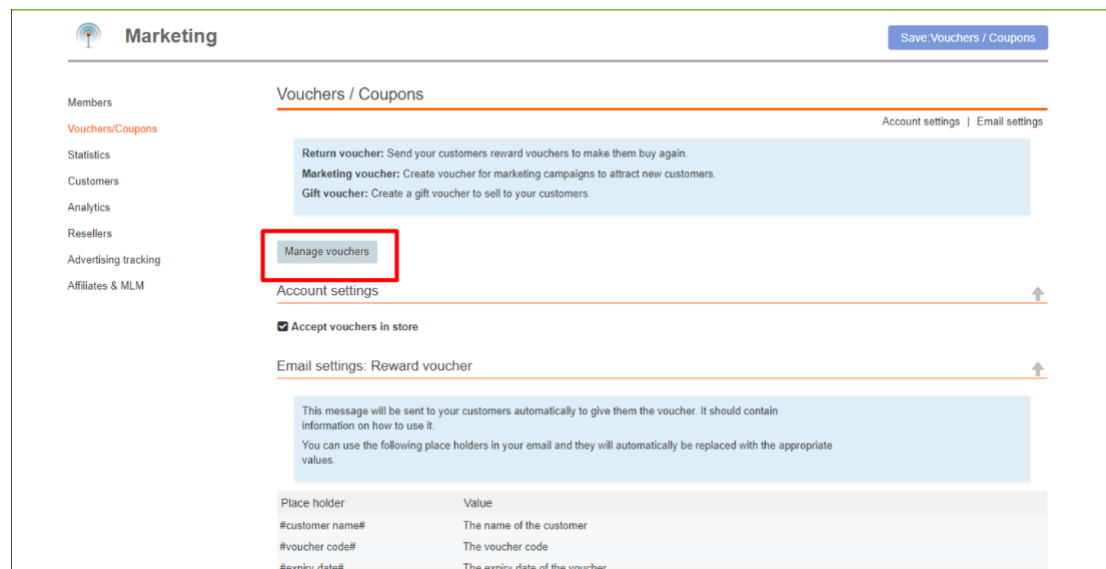
#### **SF Cloud Settings:**

- In your shop, click on **SF Cloud** in **SF Central page**
- Click **Marketing** -> **Vouchers**



- You will be redirected to SF Cloud interface, <https://app.santu.com/buynow/marketing/vouchers?toffset=28800>

- Click **Manage Vouchers**, <https://app.santu.com/buynow/voucher/list>



- Click the "Add" button and then select **Marketing Voucher**, <https://app.santu.com/buynow/voucher/add/type/marketing>

- Under **Discount type**, select -> **Reduce Price by the following amount -> 10**

- Setup your marketing voucher and enter the "**Discount codes (customers)**" you have entered in the shop - the code must match in both your shop and SF Cloud Marketing voucher setting.

Overview

---

Select how the discount should be calculated.

Discount type :

- Reduce Price by the following percentage
- Reduce Price by the following amount**
- Free shipping

Discount :

\$A 10.00

Additional settings

---

Expiry date :

2021-12-31

Voucher code : + ?

LESS10

Minimum purchase value : ?

\$A 100.00

Number of vouchers : +

100

☐ Free shipping

Limit to specific products

This discount code will apply to all products, unless you enter specific discount codes. Then it will only apply to products with a matching discount code.

Discount codes (Customers)

10off

- Click **Publish** to create/update this marketing voucher

Example,

Marketing Voucher setup with minimum purchase value of \$100 to a specific product -

This is the product that qualifies for that marketing voucher code: LESS10

[https://merliza-sf14.shopfactory.com/contents/en-us/p55021\\_Test-Product-1.html](https://merliza-sf14.shopfactory.com/contents/en-us/p55021_Test-Product-1.html)

- If you only have 1 qty

- Apply LESS10 voucher code, it will tell you that you need to spend \$100

- Change the qty to 3 to make the purchase above \$100 and apply the code

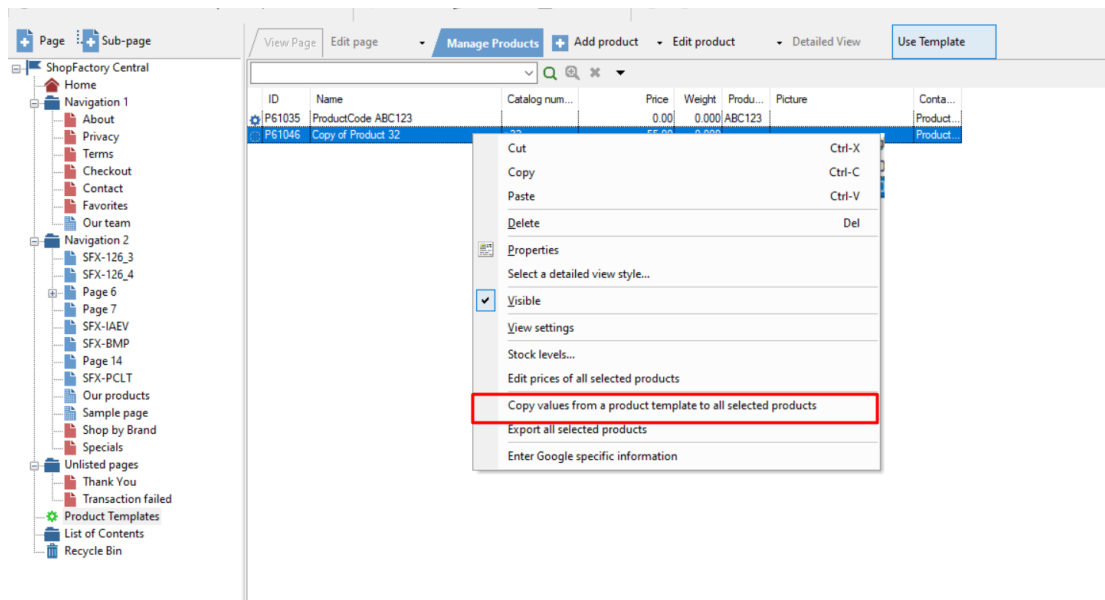
If you add a product to cart that does not have the Customer discount code, then it will prompt the buyer that the product in cart does not qualify for a discount.

**\*\*\*NOTE:** You could also use "**product templates**" feature to apply the same discount code to other products

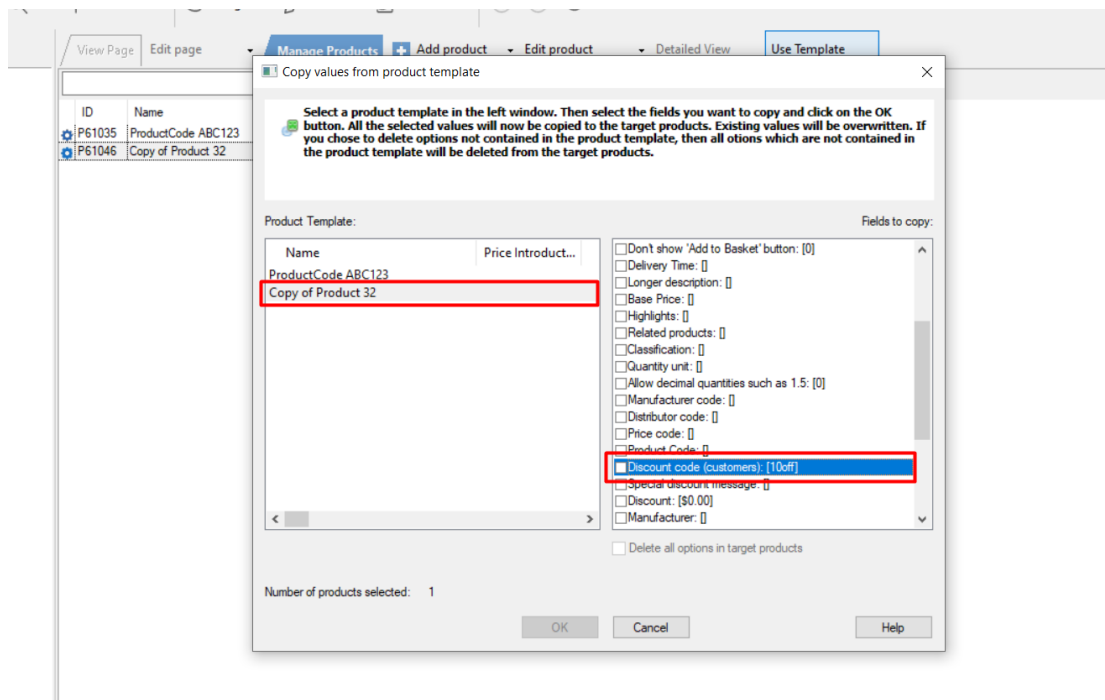
- Copy any product and paste it in the *Product Templates* category

- Select the page where you want to copy the "Discount Code (customers)" to other products - then switch to LIST mode (Manage Products)

- Select the Product(s) -> right click to view the shortcut menu -> select **Copy values from a product template to all selected products**



- Tick the checkbox **"Discount code (customers)"**



- Click OK

- Save and publish your shop again.