



[Knowledge base](#) > [Pages and Products](#) > [EN-GDPR compliance: Show "Product Details" in secure Checkout page](#)

## EN-GDPR compliance: Show "Product Details" in secure Checkout page

Jobelle C. - 2021-11-16 - [Pages and Products](#)

To comply with the GDPR regulations, the product details must be displayed to your buyer during Checkout.

### 1: All products must have texts in the product introduction section

This can be achieved by adding the product details in the "**Product Introduction**" section for each product.

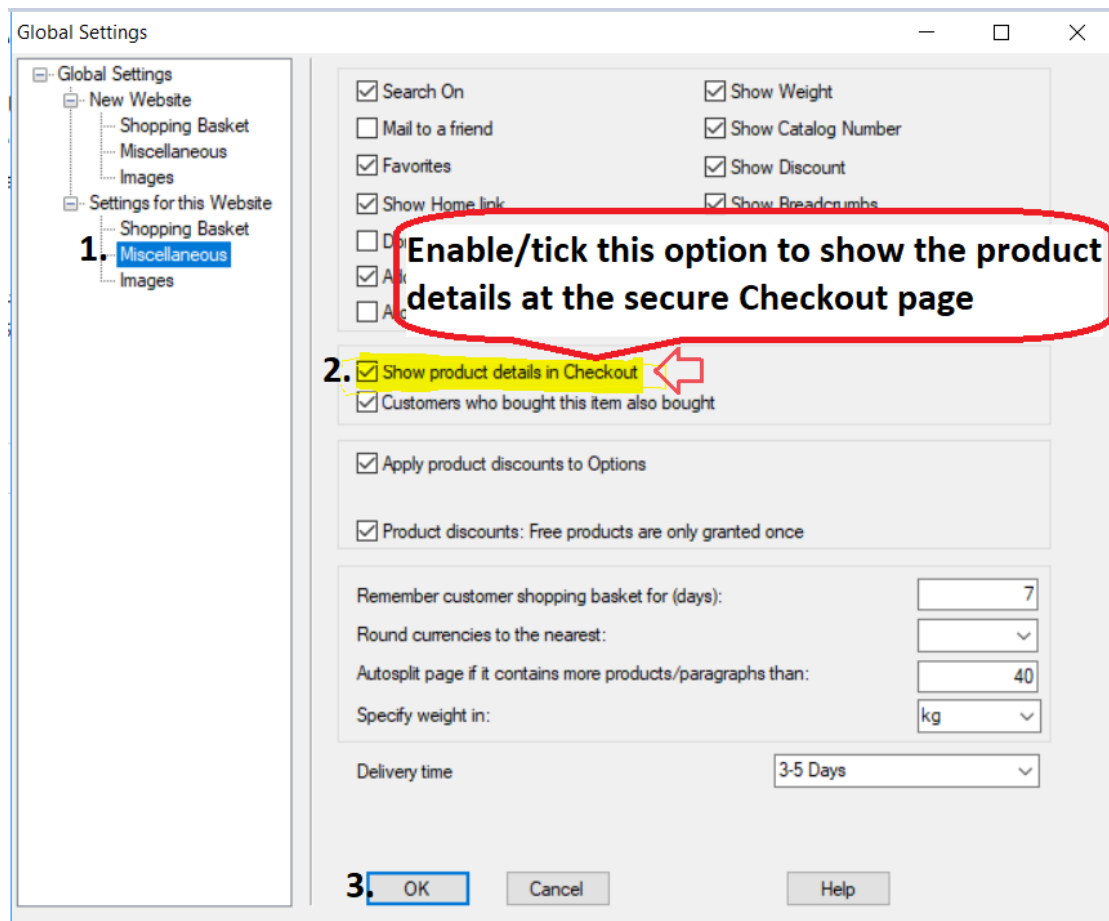
- Open your shop in ShopFactory
- At the left-tree menu, select the page/department where products are contained (you can choose to switch to LIST mode for a quick view of all products in that department)
- Select a product -> click "EDIT PRODUCT" from the toolbar
- In the "**Introduction**" textbox, enter a short description for this product

The screenshot shows the 'Edit Product' interface in ShopFactory. On the left is a sidebar with a menu. The main area has a top bar with checkboxes for 'Product visible', 'Request a quote', 'Don't show "Add to Basket" button', and 'Request a sample'. Below this are input fields for 'Product title' (containing 'Product 111a'), 'Price' (A\$ 14.95), 'Promote' (a dropdown), 'SKU / Cat. No.' (pr-111a), and 'Weight' (1.000 kg). A yellow box highlights the 'Introduction' section, which contains the text 'This is a short product headline sample text.' and a red arrow pointing to 'Add your product details here....'. To the right of the text fields is a product image of a glass with a lemon and a blue dumbbell. Below the image are buttons for 'Image' and 'More images'. At the bottom, there are tabs for 'Description' and 'Longer description', and a large text area containing 'SAMPLE TEXT' and the placeholder text 'Sample text simply exists so you can see what your new block looks like. To'.

\*\*\* Repeat above steps for all other products in your shop

### 2: Enable the "Show product details in checkout" option under Global Settings

- Click *Settings* menu -> select "Global Settings"
- At the left column, select "Settings for this Website" -> **Miscellaneous**
- Tick "**Show Product details in checkout**" checkbox as shown below:



- Click Ok.

- Save and publish your shop again.

When customers order from your shop, the "product introduction" texts will be displayed at the final checkout page.

Here's an example:




Billing address [Edit](#)

First Name:	Test	Last Name:	Order
Company Name:	Company XYZ	Country:	Australia
House number:	123	Street:	Testing St.
City/Town:	Test City	State:	Victoria
Zip:	3150	Phone:	0395900654
Email:	test@3d3.com		

Delivery address [Edit](#)

Same as billing address

Product details [Edit](#)

	1 x <b>Test Product 3C</b> pr-3c	A\$130.00	excl. GST A\$118.18 incl. GST A\$130.00
This is a short introduction. <b>Product details are shown here</b>			
	1 x <b>Test Product 2B</b> pr-2b	A\$75.00	excl. GST A\$68.18 incl. GST A\$75.00
This is a short introduction.			
	1 x <b>Test Product 4</b> test-pr4	A\$35.75	excl. GST A\$32.50 incl. GST A\$35.75
Option 3 Sample Name Shows here:: Choice 1 for Option 3 with a longer choice name must show properly This is a short description.			

GST 10% (incl.): A\$22.57  
Purchase total (incl. GST): A\$240.75  
Shipping (incl. GST): A\$7.50  
Total (incl. GST): A\$248.25

Buy now

You are buying from: Shop Name

ShopFactory AU ShopFactory AU 5 Hampshire Rd.