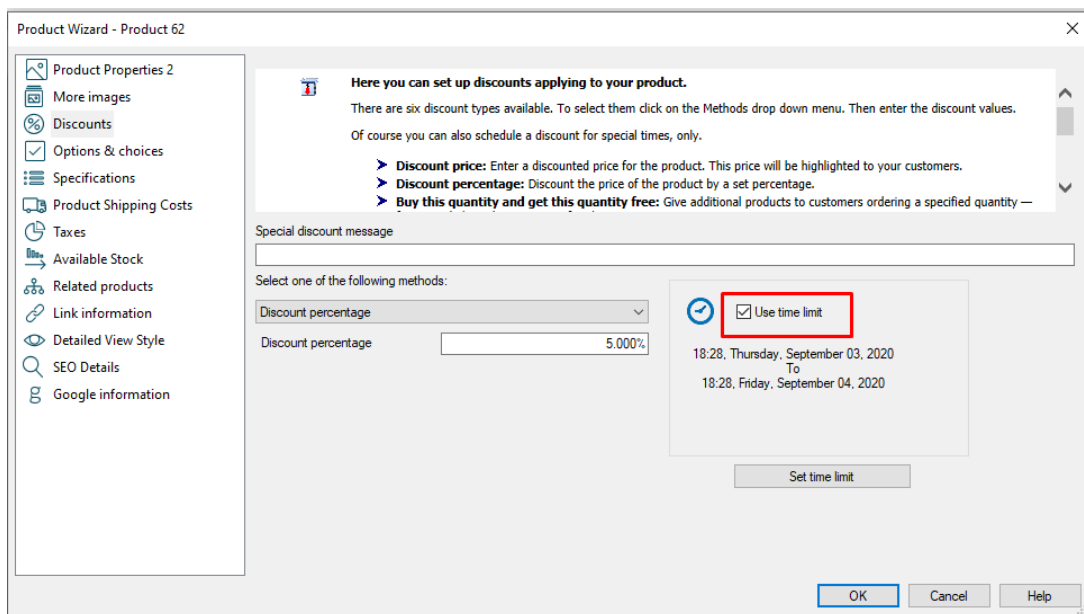


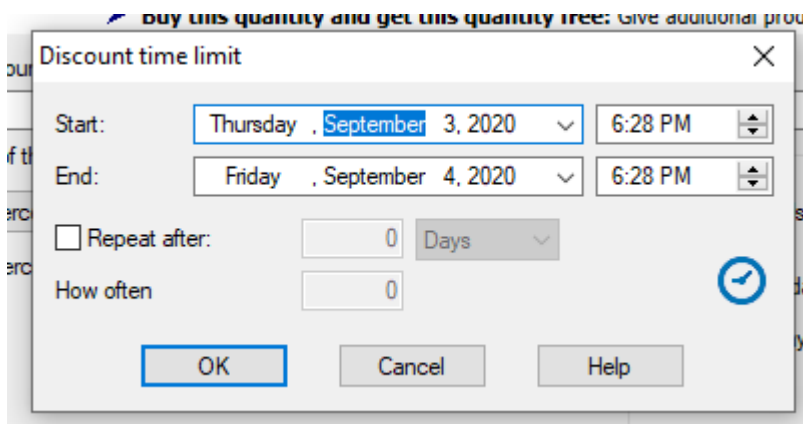
## How do I use Discounts with Set Time Limit and Repeat options?

Elenor A. - 2021-12-08 - Kortingen

1. From the menu choose **Central** dropdown => **Shop wide Discounts**
2. After you have setup your discounts, tick the box "**Use time limit**" as shown in the screenshot below.



3. It will enable the Set Time Limit button, so click on that.
4. Now you will see the time limit discount window:

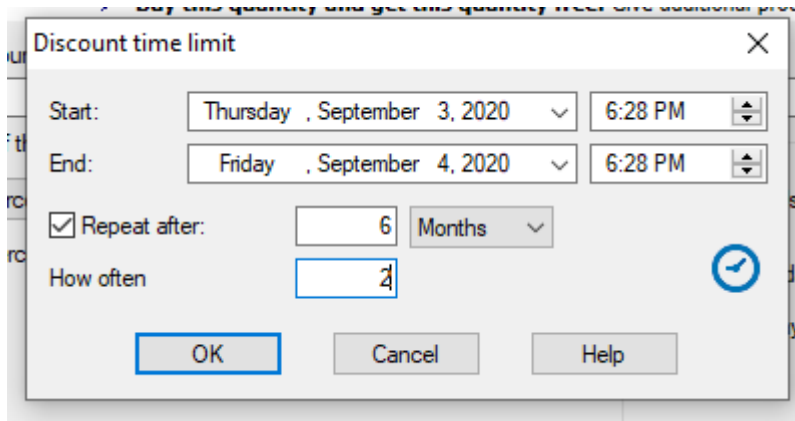


- Set the Start and End dates properly
- You have the option to enable "Repeat after" a number of days, weeks or months.

So for example you can repeat the discount every 6 months

You also have an option of How often.

For example I want this to repeat every 6 months 2 times only then i would set it up like this



The image shows a 'Discount time limit' dialog box with the following settings:

- Start:** Thursday, September 3, 2020, 6:28 PM
- End:** Friday, September 4, 2020, 6:28 PM
- ☒ **Repeat after:** 6 Months
- How often:** 2

Buttons at the bottom: OK, Cancel, Help. A blue circular icon with a checkmark is also visible on the right side of the dialog.