



Kennisbank > Kortingen > Set up a Marketing Voucher code that applies to specific products

Set up a Marketing Voucher code that applies to specific products

Elenor A. - 2021-09-13 - Kortingen

You can now setup a voucher code that is limited to specific products or certain brand or department using Marketing Voucher function. You must have a ShopFactory Cloud account (paid subscription) to be able to use this feature.

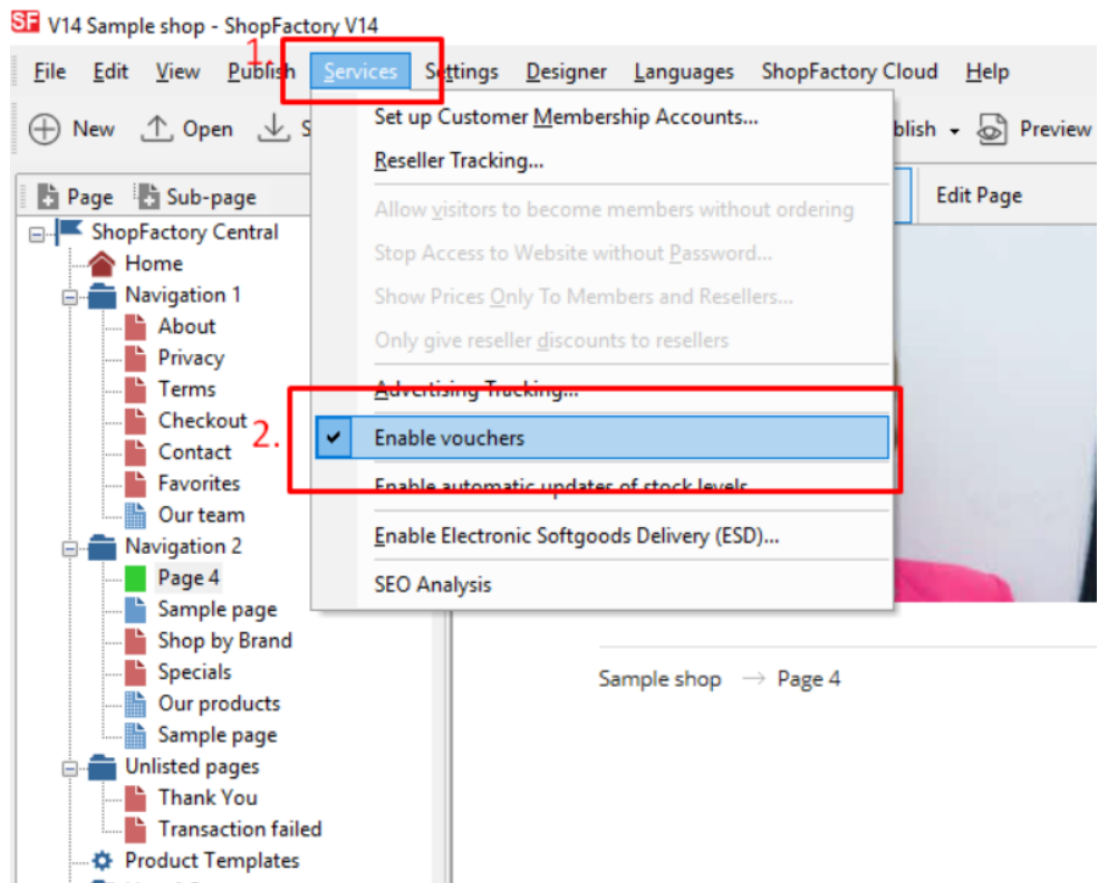
In ShopFactory:

Products that you want to promote must have "*Discount code (customers)*" in Properties dialog.

- Open your shop in ShopFactory
- Double-click on the **Product** to open the *EditView mode*
- Click on **Properties** and locate the **Discount code (customers)** field
- Enter your 'Discount code'

The screenshot shows the 'Product Properties 2' dialog box in ShopFactory. The 'Discount code (customers)' field is highlighted with a red rectangle and contains the text '10off'. The dialog box is titled 'Product Wizard - Product 32' and has a 'Properties' tab selected. The 'Finish' button is green. The background shows a sidebar with various product management options like 'More images', 'Discounts', 'Options & choices', etc.

- Click OK -> **Finish**
- Enable voucher feature under **Services** menu

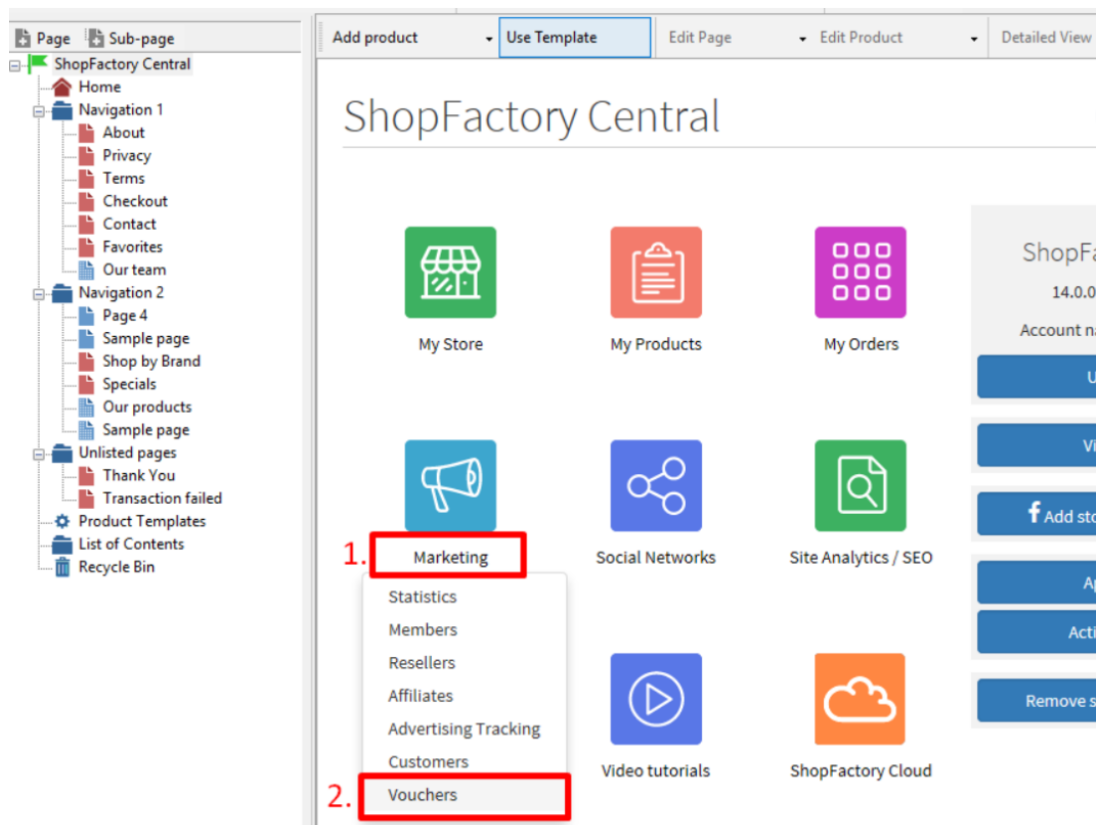


- Save and publish your shop

SF Cloud Settings:

- In your shop, click on **SF Cloud** in **SF Central page**

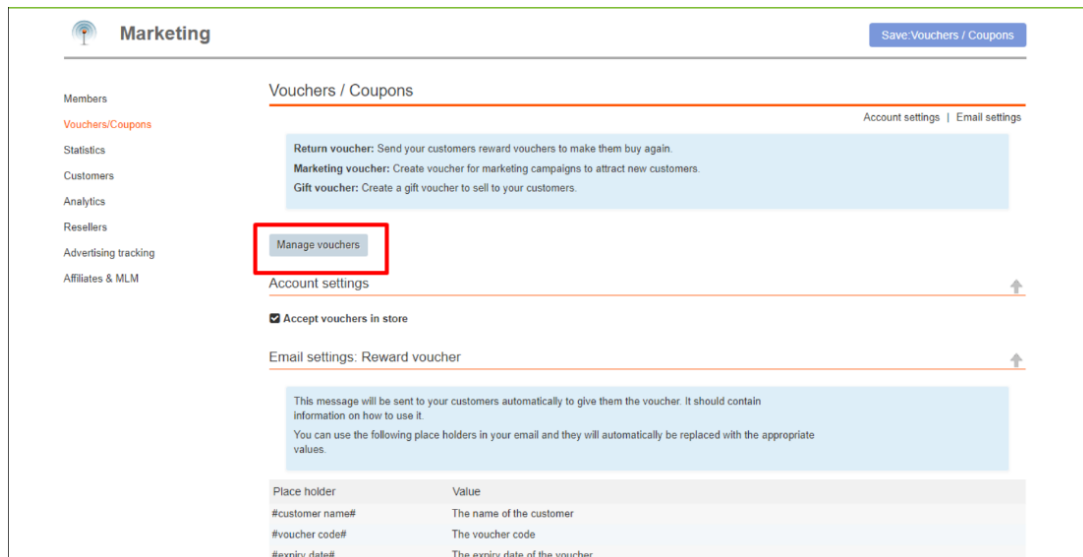
- Click **Marketing** -> **Vouchers**



- You will be redirected to SF Cloud

interface, <https://app.santu.com/buynow/marketing/vouchers?offset=28800>

- Click **Manage Vouchers**, <https://app.santu.com/buynow/voucher/list>



- Click the "Add" button and then select **Marketing**

Voucher, <https://app.santu.com/buynow/voucher/add/type/marketing>

- Under **Discount type**, select -> **Reduce Price by the following amount** -> **10**

- Setup your marketing voucher and enter the "**Discount codes (customers)**" you have entered

in the shop - the code must match in both your shop and SF Cloud Marketing voucher setting.

Overview

Select how the discount should be calculated.

Discount type :

- Reduce Price by the following percentage
- Reduce Price by the following amount
- Free shipping

Discount :

\$A 10.00

Additional settings

Expiry date : 2021-12-31

Voucher code : * ? LESS10

Minimum purchase value : ? \$A 100.00

Number of vouchers : * 100

☐ Free shipping

Limit to specific products

This discount code will apply to all products, unless you enter specific discount codes. Then it will only apply to products with a matching discount code.

Discount codes (Customers)

10off

- Click **Publish** to create/update this marketing voucher

Example,

Marketing Voucher setup with minimum purchase value of \$100 to a specific product -

This is the product that qualifies for that marketing voucher code: LESS10

https://merliza-sf14.shopfactory.com/contents/en-us/p55021_Test-Product-1.html

- If you only have 1 qty

- Apply LESS10 voucher code, it will tell you that you need to spend \$100

- Change the qty to 3 to make the purchase above \$100 and apply the code

If you add a product to cart that does not have the Customer discount code, then it will prompt the buyer that the product in cart does not qualify for a discount.

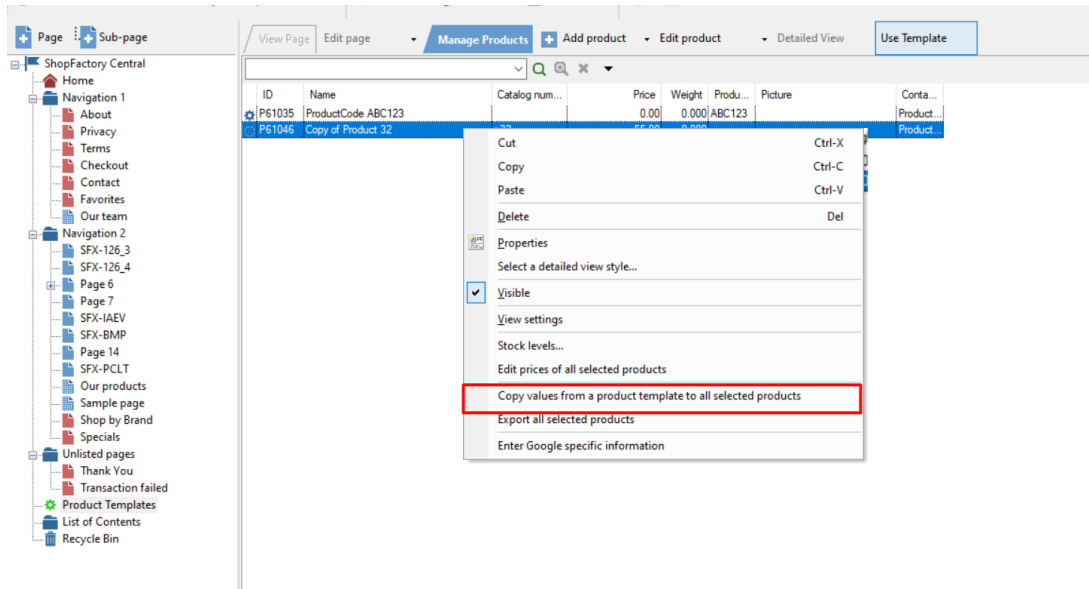
*****NOTE:** You could also use "**product templates**" feature to apply the same discount code to other products

- Copy any product and paste it in the *Product Templates* category

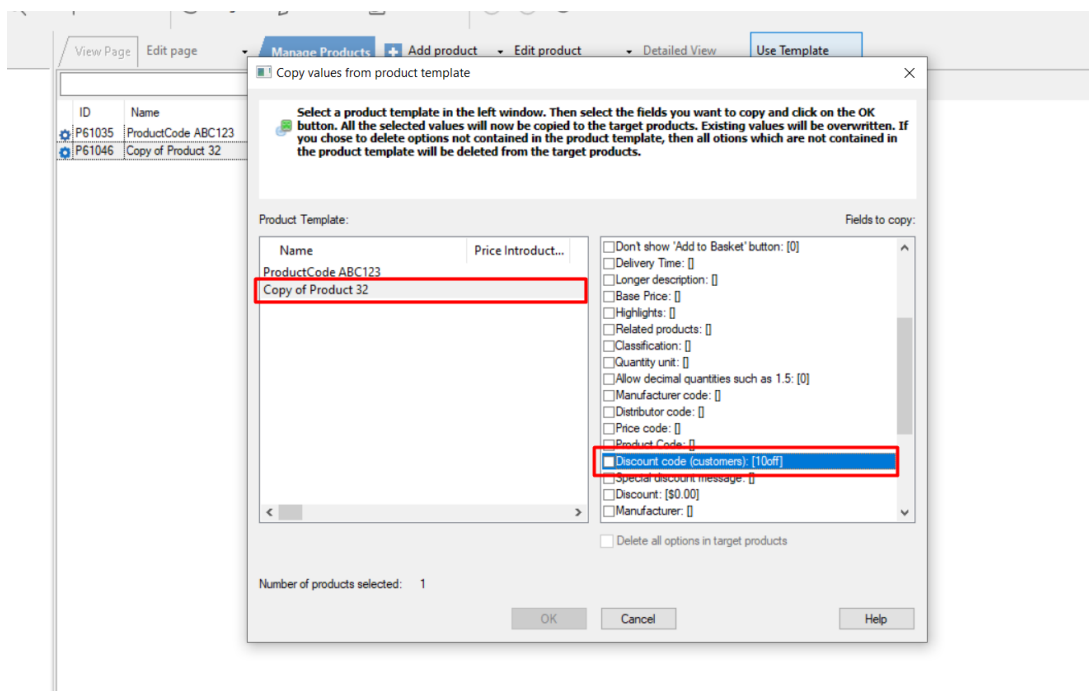
- Select the page where you want to copy the "Discount Code (customers)" to other products - then

switch to LIST mode (Manage Products)

- Select the Product(s) -> right click to view the shortcut menu -> select **Copy values from a product template to all selected products**



- Tick the checkbox **"Discount code (customers)"**



- Click OK

- Save and publish your shop again.