



Kennisbank > Belastingen / Verzendkosten > Why does County field have to be selected at checkout for Shipping?

---

## Why does County field have to be selected at checkout for Shipping?

Elenor A. - 2021-12-08 - Belastingen / Verzendkosten

Counties are regions within a State in the USA. Some Counties require that Taxes need to be collected on a County level rather than just at the State Level.

Any shop which has defined taxes at the County level will find that County must be selected at Checkout. The reason is because in order to calculate Tax (which is done at this point), the customer must select the County.

To remove the County from Checkout, taxes need to be defined at a State Level only. Caution: This is not recommended if you have to collect Taxes at a county level

Here is an example to illustrate, tax rates are factious and for illustration purposes only.

1. I am located in Orange County in the State of California and I ship all over the world.
2. I must collect 2% tax for any customer that purchases products from my store if they are located in my county - Orange.
3. I must collect 5% tax for anyone who purchases products from my store if they are located in the State of California (my State).
4. Anyone located located in California pays 5% tax and anyone in Orange county pays 5% tax plus and additional 2% county tax.
5. Anyone located outside California pays not tax at all.
6. I charge a flat rate of postage of \$10 per order regardless of location and it includes Tax

I set my shop up as follows:

California State tax 5% which applies only to California - Click the radio button "USA/California" when defining this tax.

Tax Wizard

Here you enter the tax details and define, to which products the tax should be automatically applied.

- **Name of Tax:** This tax name will be shown to your customers.
- **Tax rate:** This is the tax rate you will charge in percent of the price. ShopFactory uses this rate to automatically calculate the taxes.

Name of the tax:

Enter the tax rate:

Tax applies to

Apply the tax to shipping

all existing and new products     all new products

all existing products

create tax only

Where does the tax apply?

United States     United States, California, Orange

United States, California     Other region

< Back    Next >    Cancel    Help

Orange County Tax of 2%. Click the radio button "United States, California, Orange" to add this tax.

Tax Wizard

Here you enter the tax details and define, to which products the tax should be automatically applied.

- **Name of Tax:** This tax name will be shown to your customers.
- **Tax rate:** This is the tax rate you will charge in percent of the price. ShopFactory uses this rate to automatically calculate the taxes.

Name of the tax:

Enter the tax rate:

Tax applies to

Apply the tax to shipping

all existing and new products     all new products

all existing products

create tax only

Where does the tax apply?

United States     United States, California, Orange

United States, California     Other region

< Back    Next >    Cancel    Help


So Now at Checkout It shows like this. Customers who are located in California but not in Orange county must choose Other for their County and only the State tax applies.

Scroll down to checkout.

Continue shopping

Shopping cart Secure checkout Send order  
1 2 3

**My cart** Products: \$20.80



 **This is a product** P10 \$5.94 \$4.16 x  [Calculate](#) \$20.80 X

Option 1 (\$1.95) | Option 2: Choice 1

Where and how do you want this delivered?

**Select a payment method**

Enter address and payment details on the next pages.

 Bank transfer   PayPal  Gift card

Pay on invoice  Pick up and pay  Payment on account

I am eligible for tax exemption

California State Tax 5%: \$1.04  
**Total : \$21.84**


I accept the terms and conditions.

[Secure checkout](#)

You will be asked for your personal details on the next page

At Checkout Customers who are located in Orange County must choose Orange in the list and two taxes will apply, California State Tax and Orange County tax

**My cart** Products: \$20.80



 **This is a product** P10 \$5.94 \$4.16 x  [Calculate](#) \$20.80 X

Option 1 (\$1.95) | Option 2: Choice 1

Where and how do you want this delivered?

**Select a payment method**

Enter address and payment details on the next pages.

 Bank transfer   PayPal  Gift card

Pay on invoice  Pick up and pay  Payment on account

I am eligible for tax exemption

California State Tax 5%: \$1.04  
Orange County Tax 2%: \$0.42  
**Total : \$22.26**


I accept the terms and conditions.

[Secure checkout](#)

You will be asked for your personal details on the next page

Customers outside California do not pay tax and see the following at checkout, they do not have to select County:

**My cart** **Products: \$20.80**



 **This is a product** P10 \$5.94 \$4.16 x  [Calculate](#) \$20.80 ✕

Option 1 (\$1.95) | Option 2: Choice 1

Where and how do you want this delivered?

**Select a payment method**

Enter address and payment details on the next pages.

<input type="radio"/>  Bank transfer	<input type="radio"/>  PayPal	<input type="radio"/> Gift card
<input type="radio"/> Pay on invoice	<input type="radio"/> Pick up and pay	<input type="radio"/> Payment on account

**Total : \$20.80**

[I accept the terms and conditions.](#)

[Secure checkout](#)

You will be asked for your personal details on the next page

If you do not want to display County at Checkout then you must setup only State Taxes that apply at the state level only (in this example California) - again this is not recommended if you have to collect County taxes. Please check with your Authorized tax agent regarding this.